



# UNAUDITED INTERIM FINANCIAL REPORT

*FOR THE FISCAL MONTH ENDED  
January 31, 2023*

## Executive Financial Summary

	January 2023	YTD	YTD % of Budget
<b>All Funds</b>			
Revenues	\$136,397,781	\$311,309,195	52.68%
Expenses	\$43,837,233	\$140,362,139	16.04%
<b>General Fund</b>			
Revenues	\$73,605,380	\$210,091,034	59.43%
Expenses	\$29,574,479	\$100,711,555	23.47%

The percentage of budget excludes \$23M for emergencies



# Condensed Financial Report For the Month Ended January 31, 2023

**El Paso County, Texas Auditor's Unaudited Monthly Condensed Financial Report  
for the month ended January 31, 2023**

Budgeted Funds	Fund Balances	YTD Revised Budget	YTD/LTD Expenditures	YTD Encumb./Req.	YTD Available Budget
General Fund	\$219,633,994	\$452,167,353	\$100,711,555	\$11,662,282	\$339,793,516
Special Revenue	35,059,942	68,272,384	8,787,564	5,288,846	54,195,974
Debt Service	34,791,729	32,493,518	-	-	32,493,518
Enterprise	15,984,602	3,983,092	728,044	16,937	3,238,111
Internal Service (non-budgeted)	6,370,287	4,188	9,927,050	5,772	-
Agency Funds (non-budgeted)	-	-	2,325,533	-	-
<b>Total Year to Date (YTD)</b>	<b>\$311,840,554</b>	<b>\$556,920,535</b>	<b>\$122,479,746</b>	<b>\$16,973,837</b>	<b>\$429,721,119</b>
Multiyear Funds	Fund Balances	LTD Revised Budget	LTD Expenditures	LTD Encumb./Req.	LTD Available Budget
Capital Projects	\$104,408,824	\$326,648,469	\$253,616,617	\$16,747,117	\$56,284,735
Grants	124,671,095	527,866,024	303,253	845,301	526,717,470
Agency EPC-CSCD	-	14,116,676	4,394,719	131,432	9,590,525
<b>Total Life to Date (LTD)</b>	<b>\$229,079,919</b>	<b>\$868,631,169</b>	<b>\$258,314,589</b>	<b>\$17,723,850</b>	<b>\$592,592,730</b>

**Additional information may be obtained at:  
the County Auditor's Office, 800 East Overland Street, Room 406, El Paso, Texas 79901-2407  
or online at <http://www.epcounty.com/auditor/publications/monthlyreports.htm>**

# *Revenues*



# Revenue Summary by Fund Type as of FMO4

REVENUES	MTD ACTUALS	YTD ACTUALS
AGENCY FUND	(\$1,848)	(\$36,118)
ADULT PROBATION	(263,261)	(3,070,429)
CAPITAL PROJECTS FUND	(41,492,753)	(41,909,681)
<b>COUNTY GENERAL FUND</b>	<b>(73,605,380)</b>	<b>(210,091,034)</b>
COUNTY GRANTS	(3,566,857)	(5,924,073)
DEBT SERVICE	(9,225,910)	(26,157,890)
ENTERPRISE FUND	(269,275)	(893,518)
INTERNAL SERVICE	(3,104,257)	(11,813,107)
SPECIAL REVENUE	(4,868,239)	(11,413,344)
<b>REVENUES Total</b>	<b>(\$136,397,781)</b>	<b>(\$311,309,195)</b>



# General Fund Revenue by Source YTD as of FMO4

Revenue Source	FY 2022 Revenue	FY 2023 Revenue	Increase/(Decrease) over prior year actuals
PROPERTY TAXES	(\$169,621,458)	(\$176,641,024)	\$7,019,566
SALES AND USE TAX	(16,711,800)	(17,561,660)	849,860
BINGO TAX	(12,484)	(14,586)	2,102
STATE MIXED BEVERAGE TAX	(892,075)	(951,647)	59,572
LICENSES AND PERMITS	(101,673)	(108,550)	6,878
INTERGOVERNMENTAL	(1,230,423)	(1,142,692)	(87,731)
CHARGES FOR SERVICES	(9,692,849)	(9,279,247)	(413,602)
FINES AND FORFEITS	(826,667)	(854,127)	27,460
INTEREST	(166,121)	(3,136,117)	2,969,996
MISCELLANEOUS REVENUE	(391,969)	(118,494)	(273,475)
OTHER FINANCING SOURCES	(108,447)	(282,889)	174,442
<b>Total</b>	<b>(\$199,755,966)</b>	<b>(\$210,091,034)</b>	<b>\$10,335,068</b>

# General Fund Revenue by Source

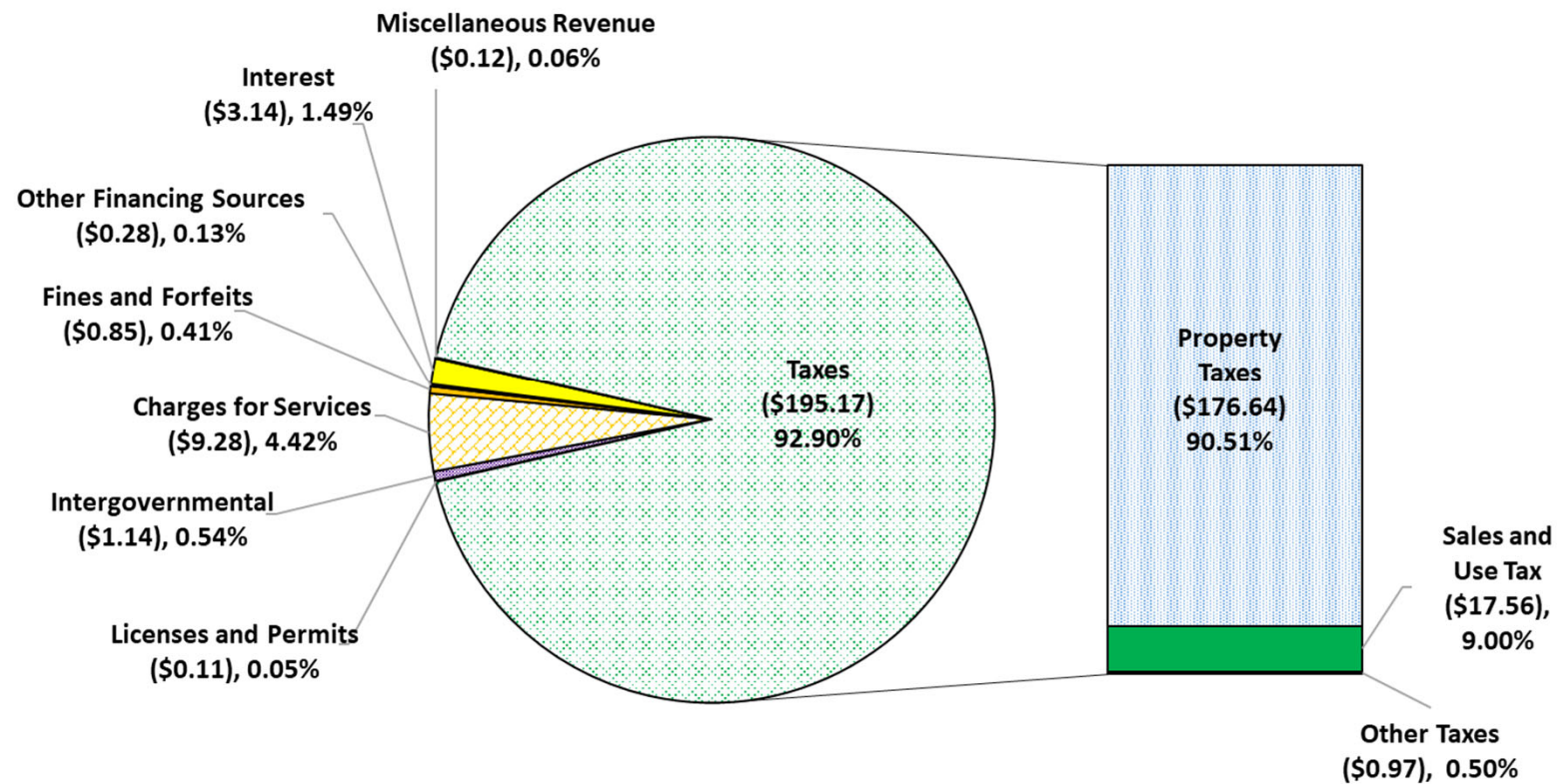
## Budget to Actual YTD as of FM04

Revenue by Source	Revised Budget	FM04	YTD Actuals	YTD % of Est. Budget Collected
PROPERTY TAXES	(\$210,993,556)	(\$62,052,202)	(\$176,641,024)	83.72%
SALES AND USE TAX	(73,585,300)	(6,038,295)	(17,561,660)	23.87%
SALES AND USE TAX-ST MOTOR VEHICLE	(6,664,992)	-	-	0.00%
BINGO TAX	(44,057)	(6,508)	(14,586)	33.11%
STATE MIXED BEVERAGE TAX	(3,738,739)	(302,700)	(951,647)	25.45%
VEHICLE INVENTORY TAX	(71,552)	-	-	0.00%
LICENSES AND PERMITS	(274,063)	(35,185)	(108,550)	39.61%
INTERGOVERNMENTAL	(6,673,245)	(727,305)	(1,142,692)	17.12%
CHARGES FOR SERVICES	(42,957,675)	(2,895,399)	(9,279,247)	21.60%
FINES AND FORFEITS	(2,826,434)	(243,306)	(854,127)	30.22%
INTEREST	(3,350,162)	(1,106,418)	(3,136,117)	93.61%
MISCELLANEOUS REVENUE	(1,401,481)	(52,091)	(118,494)	8.45%
OTHER FINANCIAL SOURCES	(913,655)	(145,970)	(282,889)	30.96%
<b>Total</b>	<b>(\$353,494,911)</b>	<b>(\$73,605,380)</b>	<b>(\$210,091,034)</b>	<b>59.43%</b>

\*FM04-33.33% of the fiscal year is expired



# General Fund Revenue by Source YTD as of FMO4



Amounts are in Millions



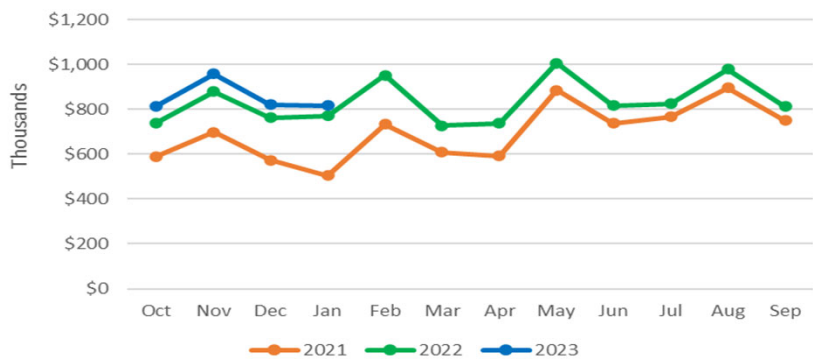
# 3 Year Budget – General Fund Actual Revenue Comparison

## Revenue YTD as of FM04 (33.33% of Yr Expired)

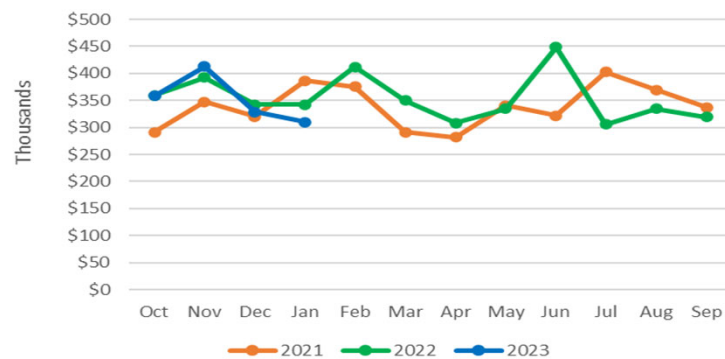
	2021	2022	2023
All Revenue Budget	(\$311,947,865)	(\$329,284,383)	(\$353,494,911)
Total Revenue Actuals	(195,520,685)	(199,755,966)	(210,091,034)
<b>Actual Collection As % of Budget</b>	<b>62.68%</b>	<b>60.66%</b>	<b>59.43%</b>
Budget- Property Tax	(\$205,466,716)	(\$213,099,360)	(\$210,993,556)
Total Actuals - Property Tax	(170,727,345)	(169,621,458)	(176,641,024)
<b>Collections As % of Budget</b>	<b>83.09%</b>	<b>79.60%</b>	<b>83.72%</b>
Budget Sales & Use Tax	(\$49,411,665)	(\$60,362,135)	(\$73,585,300)
Total Actuals - Sales & Use Tax	(13,903,564)	(16,711,800)	(17,561,660)
<b>Collections As % of Budget</b>	<b>28.14%</b>	<b>27.69%</b>	<b>23.87%</b>

# Sales and Use Tax:

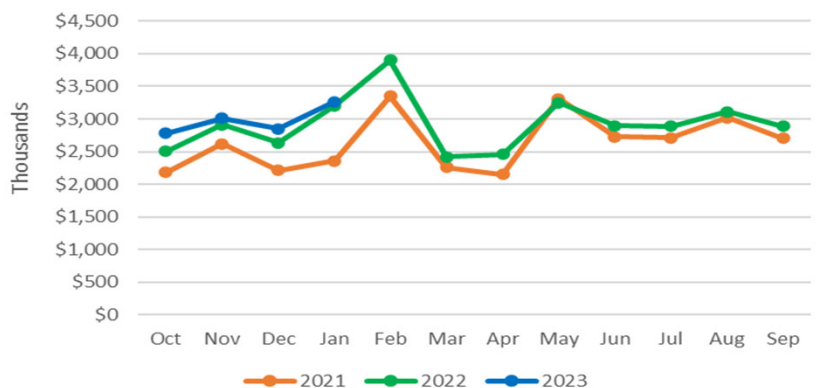
### Accommodation and Food Services



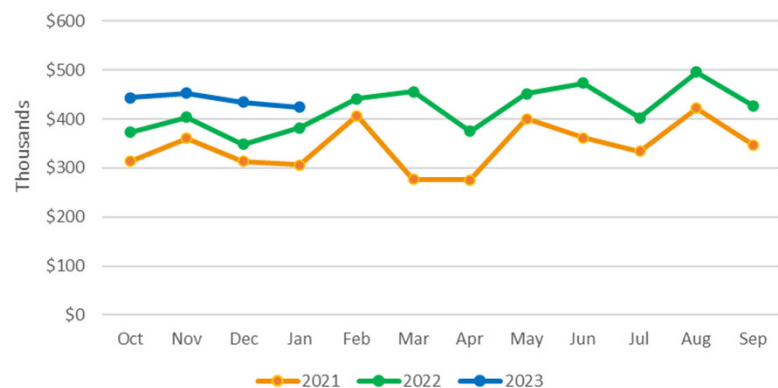
### Information



### Retail Trade



### Wholesale Trade



# *Expenditures*



# Expenditure Summary by Fund Type

EXPENDITURES	MTD ACTUALS	YTD ACTUALS
ADULT PROBATION	963,150	3,892,621
CAPITAL PROJECTS FUND	1,323,895	3,828,609
<b>COUNTY GENERAL FUND</b>	<b>29,574,479</b>	<b>100,711,555</b>
COUNTY GRANTS	5,412,895	12,608,072
ENTERPRISE FUND	226,837	773,044
INTERNAL SERVICE	2,889,877	9,927,050
SPECIAL REVENUE	3,446,102	8,621,188
<b>EXPENDITURES Total</b>	<b>\$43,837,233</b>	<b>\$140,362,139</b>



# General Fund Expenditures by Function

Function Description	Revised Budget	Period Actuals	YTD Actuals	% Budget Expended
General Government	\$157,484,922	\$8,140,960	\$26,584,043	16.88%
Administration of Justice	86,267,706	6,723,278	24,953,294	28.93%
Public Safety	150,843,434	13,091,227	44,071,020	29.22%
Health and Welfare	10,163,927	639,222	2,085,923	20.52%
Community Services	784,649	15,667	42,696	5.44%
Resource Development	7,316,156	159,753	432,165	5.91%
Culture and Recreation	9,244,408	589,070	2,118,500	22.92%
Public Works	6,959,166	215,303	423,915	6.09%
<b>Total</b>	<b>\$429,064,367</b>	<b>\$29,574,479</b>	<b>\$100,711,555</b>	<b>23.47%</b>

\*FM04-33.33% of the fiscal year is expired

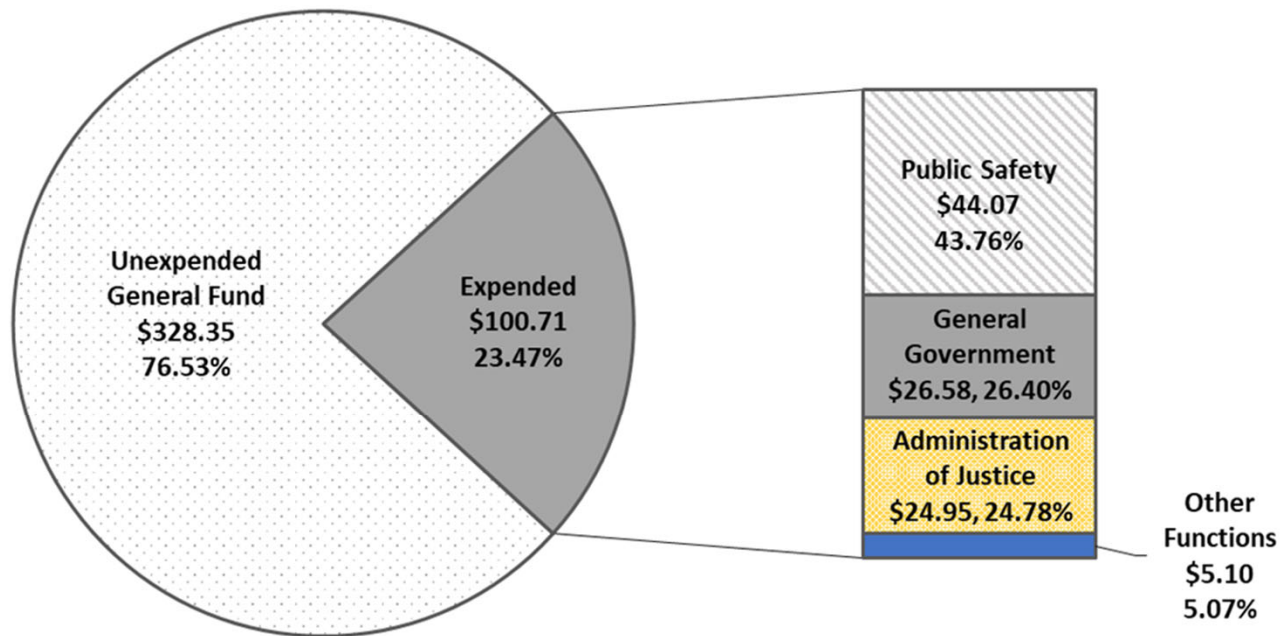
\*Note the FY2023 excludes \$23M for emergencies

# General Fund Expenditure Comparison

Function	FY 2022 Expenditures	FY 2023 Expenditures	Increase/(Decrease) Over Prior Year Acuals	% Change
General Government	\$25,620,158	\$26,584,043	\$963,884	3.76%
Adminstration of Justice	20,485,632	24,953,294	4,467,662	21.81%
Public Safety	38,021,534	44,071,020	6,049,486	15.91%
Health and Welfare	2,314,331	2,085,923	(228,408)	(9.87)%
Community Services	7,196	42,696	35,500	493.35%
Resource Development	328,727	432,165	103,438	31.47%
Culture and Recreation	1,923,376	2,118,500	195,124	10.14%
Public Works	316,573	423,915	107,342	33.91%
<b>Total</b>	<b>\$89,017,527</b>	<b>\$100,711,555</b>	<b>\$11,694,028</b>	<b>13.14%</b>

# Percentage of General Fund Expended YTD

## \*Fiscal Year 2023



Amounts are in Millions

\*Note the FY2023 excludes \$23M for emergencies

# *Fund Balance*

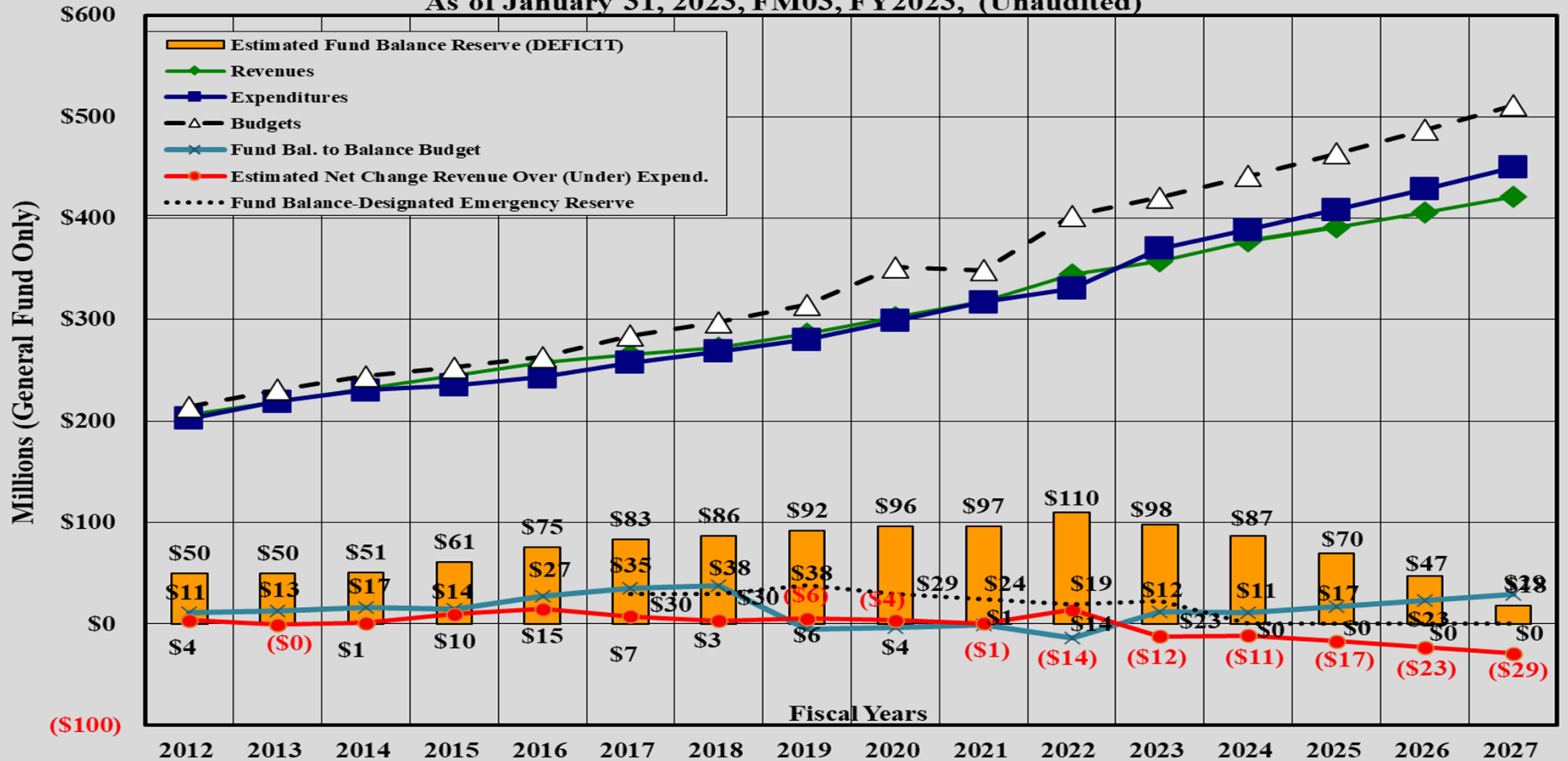




## County Auditor's Financial Forecast

### General Funds Historical and Projected Trends (Includes COVID-19 Impacts)

As of January 31, 2023, FM03, FY2023, (Unaudited)



(\$100)



# County of El Paso, Texas Interim Financial Reports for Fiscal Month Ended January 31, 2023

<b>Table of Contents</b>	<b>Section</b>
Spotlight on County Finances . . . . .	1
Unaudited Consolidated Balance Sheet . . . . .	2
Statement of Bonded Indebtedness . . . . .	3
Treasurer’s Schedules of Receipts and Disbursements . . . . .	4
Treasurer’s Schedules of Debts Due To and From the County . . . . .	5
Investment Portfolio . . . . .	6
Report of Appropriations . . . . .	7
Balance Sheet by Fund Type and Fund . . . . .	8
Revenues and Expenditures by Fund Type . . . . .	9
Schedule of Transfers In and Out . . . . .	10
Unaudited Condensed Financial Report . . . . .	11



*Questions?*

