



# **UNAUDITED INTERIM FINANCIAL REPORT**

*FOR THE FISCAL MONTH ENDED  
February 28, 2022*

## Executive Financial Summary

	February 2022	YTD	YTD % of Budget
<b>All Funds</b>			
Revenues	\$51,149,427	\$295,304,502	45.36%
Expenses	\$49,328,541	\$190,558,318	24.22%
<b>General Fund</b>			
Revenues	\$40,465,541	\$240,221,507	58.01%
Expenses	\$22,136,394	\$111,153,920	27.63%

The percentage of budget excludes \$19M for emergencies

# Condensed Financial Report For the Month Ended February 28, 2022

## El Paso County, Texas Auditor's Unaudited Monthly Condensed Financial Report for the month ended February 28, 2022

Budgeted Funds	Fund Balances	YTD Revised Budget	YTD/LTD Expenditures	YTD Encumb./Req.	YTD Available Budget
General Fund	\$224,863,377	\$421,363,194	\$111,153,920	\$11,912,247	\$298,297,027
Special Revenue	30,940,448	54,364,195	8,555,471	6,142,830	39,665,894
Debt Service	8,051,988	19,880,919	16,173,192	-	3,707,727
Enterprise	16,487,433	4,516,195	1,012,442	273,506	3,230,246
Internal Service (non-budgeted)	1,220,288	25,106	14,266,023	24,789	-
<b>Total Year to Date (YTD)</b>	<b>\$281,563,534</b>	<b>\$500,149,608</b>	<b>\$151,161,048</b>	<b>\$18,353,372</b>	<b>\$344,900,894</b>
Multiyear Funds	Fund Balances	LTD Revised Budget	LTD Expenditures	LTD Encumb./Req.	LTD Available Budget
Capital Projects	\$23,428,639	\$272,883,298	\$238,724,975	\$15,803,364	\$18,354,959
Grants	70,741,409	445,878,283	2,812,892	(261,226)	443,326,617
Agency EPC-CSCD	-	14,224,586	6,720,321	256,895	7,247,370
<b>Total Life to Date (LTD)</b>	<b>\$94,170,048</b>	<b>\$732,986,167</b>	<b>\$248,258,187</b>	<b>\$15,799,033</b>	<b>\$468,928,946</b>

**Additional information may be obtained at:**

**the County Auditor's Office, 800 East Overland Street, Room 406, El Paso, Texas 79901-2407**

**or online at <http://www.epcounty.com/auditor/publications/monthlyreports.htm>**

# *Revenues*



# Revenue Summary by Fund Type as of FM05

REVENUES	MTD ACTUALS	YTD ACTUALS
AGENCY FUND	(\$912)	(\$6,917)
ADULT PROBATION	(327,755)	(4,110,540)
CAPITAL PROJECTS FUND	(2,945)	(28,119)
<b>COUNTY GENERAL FUND</b>	<b>(40,465,541)</b>	<b>(240,221,507)</b>
COUNTY GRANTS	(2,197,316)	(6,849,754)
DEBT SERVICE	(2,596,808)	(17,440,671)
ENTERPRISE FUND	(224,599)	(923,787)
INTERNAL SERVICE	(2,908,301)	(14,795,507)
SPECIAL REVENUE	(2,425,251)	(10,927,700)
<b>TOTAL</b>	<b>(\$51,149,427)</b>	<b>(\$295,304,502)</b>



# General Fund Revenue by Source YTD as of FM05

Revenue Source	FY 2021 Revenue	FY 2022 Revenue	Increase/(Decrease) over prior year actuals
PROPERTY TAXES	(\$196,732,850)	(\$199,159,690)	\$2,426,839
SALES AND USE TAX	(20,001,390)	(23,736,006)	3,734,616
BINGO TAX	(10,893)	(12,627)	1,734
STATE MIXED BEVERAGE TAX	(471,174)	(1,207,371)	736,197
LICENSES AND PERMITS	(108,707)	(119,388)	10,681
INTERGOVERNMENTAL	(1,756,024)	(1,533,921)	(222,103)
CHARGES FOR SERVICES	(10,494,087)	(12,492,379)	1,998,291
FINES AND FORFEITS	(1,244,384)	(1,077,325)	(167,059)
INTEREST	(137,286)	(225,949)	88,663
MISCELLANEOUS REVENUE	(341,112)	(548,405)	207,294
OTHER FINANCIAL SOURCES	(137,116)	(108,447)	(28,669)
<b>Total</b>	<b>(\$231,435,022)</b>	<b>(\$240,221,507)</b>	<b>\$8,786,486</b>

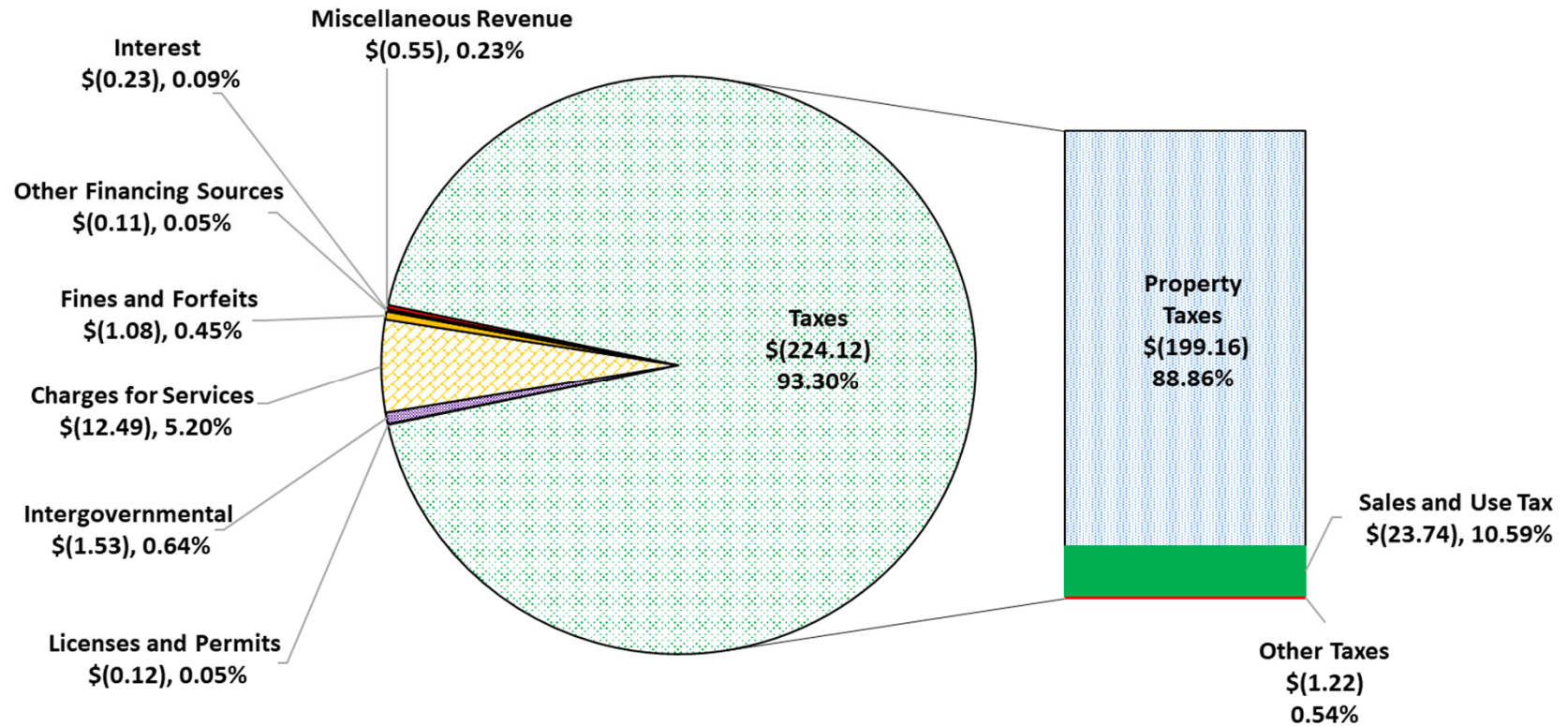
# General Fund Revenue by Source

## Budget to Actual YTD as of FM05

Revenue by Source	Revised Budget	FM5	YTD Actuals	YTD % of Est. Budget Collected
PROPERTY TAXES	(\$213,099,360)	(\$29,538,232)	(\$199,159,690)	93.46%
SALES AND USE TAX	(60,362,135)	(7,024,206)	(23,736,006)	39.32%
SALES AND USE TAX-ST MOTOR VEHICLE	(5,483,315)	-	-	0.00%
BINGO TAX	(28,000)	(143)	(12,627)	45.10%
STATE MIXED BEVERAGE TAX	(2,515,284)	(315,296)	(1,207,371)	48.00%
VEHICLE INVENTORY TAX	(42,939)	-	-	0.00%
LICENSES AND PERMITS	(288,025)	(17,715)	(119,388)	41.45%
INTERGOVERNMENTAL	(6,977,016)	(303,498)	(1,533,921)	21.99%
CHARGES FOR SERVICES	(33,717,122)	(2,799,529)	(12,492,379)	37.05%
FINES AND FORFEITS	(3,635,522)	(250,658)	(1,077,325)	29.63%
INTEREST	(301,804)	(59,828)	(225,949)	74.87%
MISCELLANEOUS REVENUE	(1,795,759)	(156,437)	(548,405)	30.54%
OTHER FINANCIAL SOURCES	(1,038,102)	-	(108,447)	10.45%
<b>Total</b>	<b>(\$329,284,383)</b>	<b>(\$40,465,541)</b>	<b>(\$240,221,507)</b>	<b>72.95%</b>

\*FM05-41.67% of the fiscal year is expired

# General Fund Revenue by Source YTD as of FM05



Amounts are in Millions



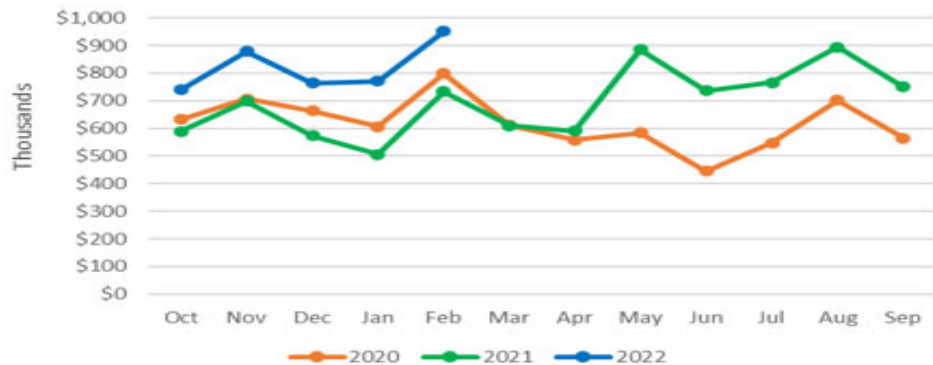
# 3 Year Budget – General Fund Actual Revenue Comparison

## Revenue YTD as of FM5 (41.67% of Yr Expired)

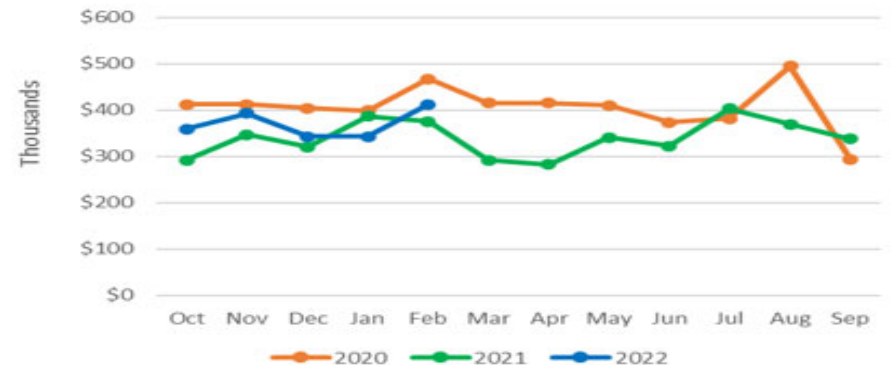
	2020	2021	2022
All Revenue Budget	(\$299,640,613)	(\$311,947,865)	(\$329,284,383)
Total Revenue Actuals	(221,789,794)	(231,435,022)	(240,221,507)
<b>Actual Collection As % of Budget</b>	<b>74.02%</b>	<b>74.19%</b>	<b>72.95%</b>
Budget- Property Tax	(\$190,163,264)	(\$205,466,716)	(\$213,099,360)
Total Actuals - Property Tax	(184,673,805)	(196,732,850)	(199,159,690)
<b>Collections As % of Budget</b>	<b>97.11%</b>	<b>95.75%</b>	<b>93.46%</b>
Budget Sales & Use Tax	(\$49,000,000)	(\$49,411,665)	(\$60,362,135)
Total Actuals - Sales & Use Tax	(19,248,558)	(20,001,390)	(23,736,006)
<b>Collections As % of Budget</b>	<b>39.28%</b>	<b>40.48%</b>	<b>39.32%</b>

# Sales and Use Tax:

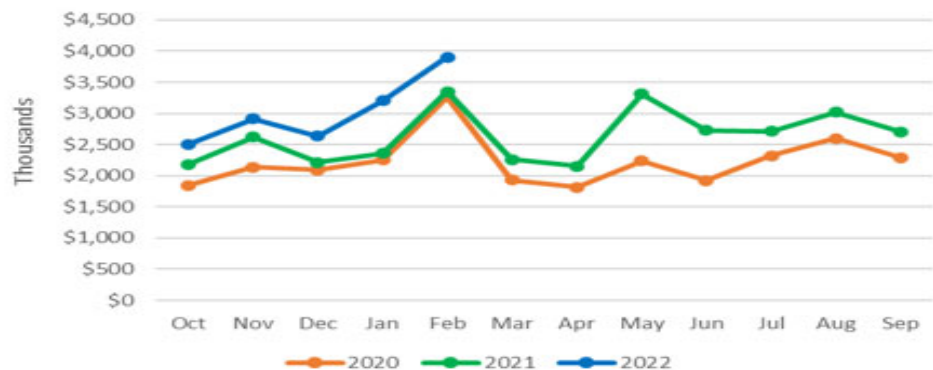
### Accommodation and Food Services



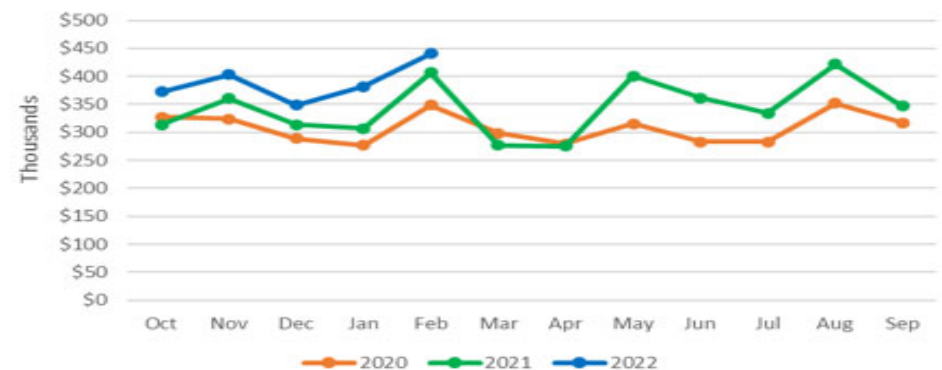
### Information



### Retail Trade



### Wholesale Trade



# *Expenditures*



# Expenditure Summary by Fund Type

EXPENDITURES	MTD ACTUALS	YTD ACTUALS
ADULT PROBATION	\$1,136,145	\$5,641,223
CAPITAL PROJECTS FUND	1,324,448	3,647,286
<b>COUNTY GENERAL FUND</b>	<b>22,136,394</b>	<b>111,153,920</b>
COUNTY GRANTS	2,674,681	30,094,378
DEBT SERVICE	16,173,192	16,173,192
ENTERPRISE FUND	446,577	1,150,462
INTERNAL SERVICE	2,826,433	14,266,023
SPECIAL REVENUE	2,610,672	8,431,833
<b>TOTAL</b>	<b>\$49,328,541</b>	<b>\$190,558,318</b>



# General Fund Expenditures by Function

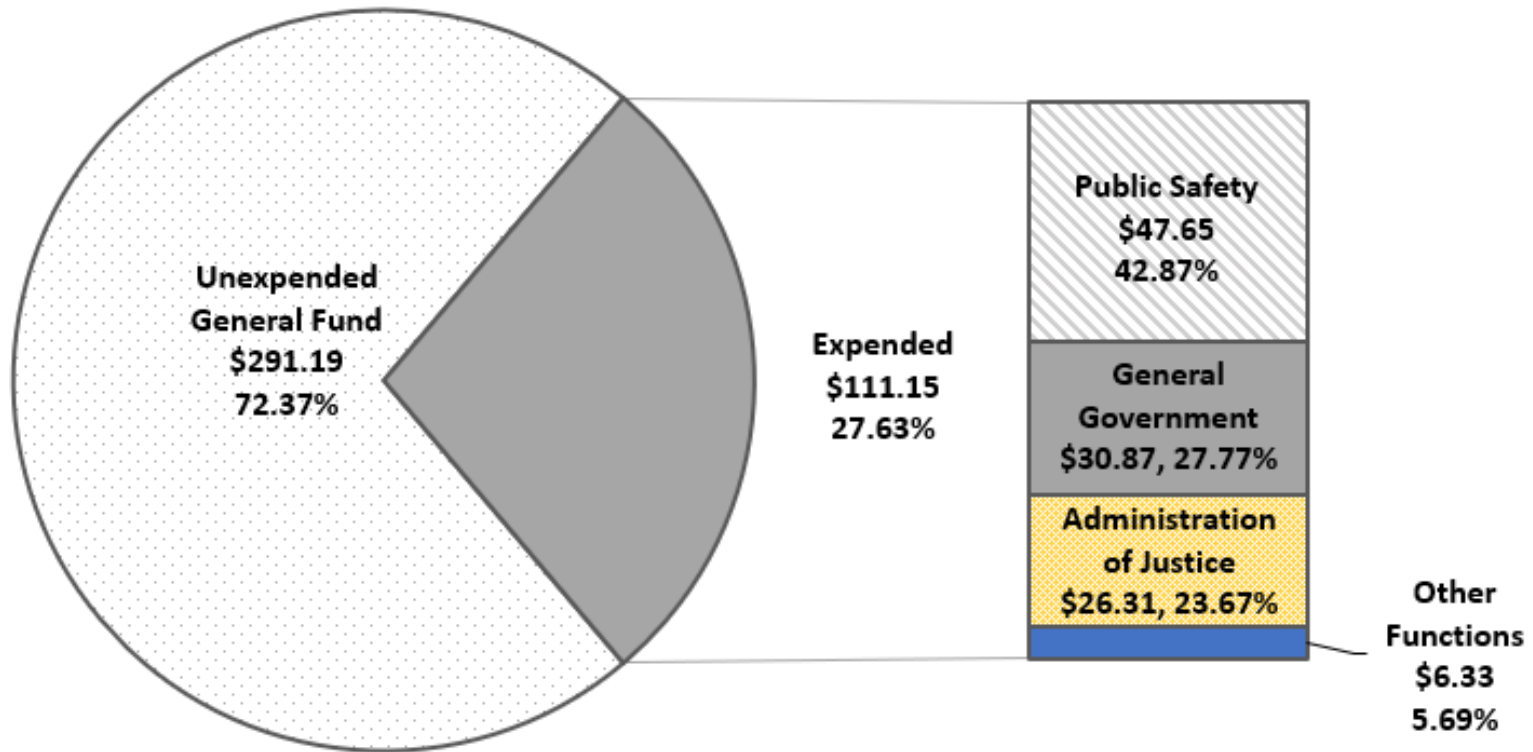
Function Description	Revised Budget	Period Actuals	YTD Actuals	% Budget Expended
General Government	\$131,253,943	\$5,251,219	\$30,871,376	23.52%
Administration of Justice	81,853,118	5,819,541	26,305,174	32.14%
Public Safety	144,124,294	9,626,156	47,647,690	33.06%
Health and Welfare	10,294,955	635,852	2,950,182	28.66%
Community Services	678,406	12,163	19,358	2.85%
Resource Development	13,239,330	94,373	423,099	3.20%
Culture and Recreation	7,981,773	468,133	2,391,509	29.96%
Public Works	12,921,611	228,958	545,531	4.22%
<b>Total</b>	<b>\$402,347,430</b>	<b>\$22,136,394</b>	<b>\$111,153,920</b>	<b>27.63%</b>

\*FM05-41.67% of the fiscal year is expired

# General Fund Expenditure Comparison

Function	FY 2022 Expenditures	FY 2021 Expenditures	Increase/(Decrease) Over Prior Year Acruals	% Change
General Government	\$30,871,376	\$27,308,592	\$3,562,785	13.05%
Adminstration of Justice	26,305,174	27,697,620	(1,392,447)	(5.03)%
Public Safety	47,647,690	48,209,416	(561,726)	(1.17)%
Health and Welfare	2,950,182	2,539,570	410,612	16.17%
Community Services	19,358	-	19,358	N/A
Resource Development	423,099	2,968,276	(2,545,177)	(85.75)%
Culture and Recreation	2,391,509	2,381,445	10,064	0.42%
Public Works	545,531	80,804	464,727	575.13%
<b>Total</b>	<b>\$111,153,920</b>	<b>\$111,185,724</b>	<b>(\$31,804)</b>	<b>(0.03)%</b>

# Percentage of General Fund Expended YTD Fiscal Year 2022



Amounts are in Millions

\*Note the FY2022 excludes \$19M for emergencies



# *Fund Balance*

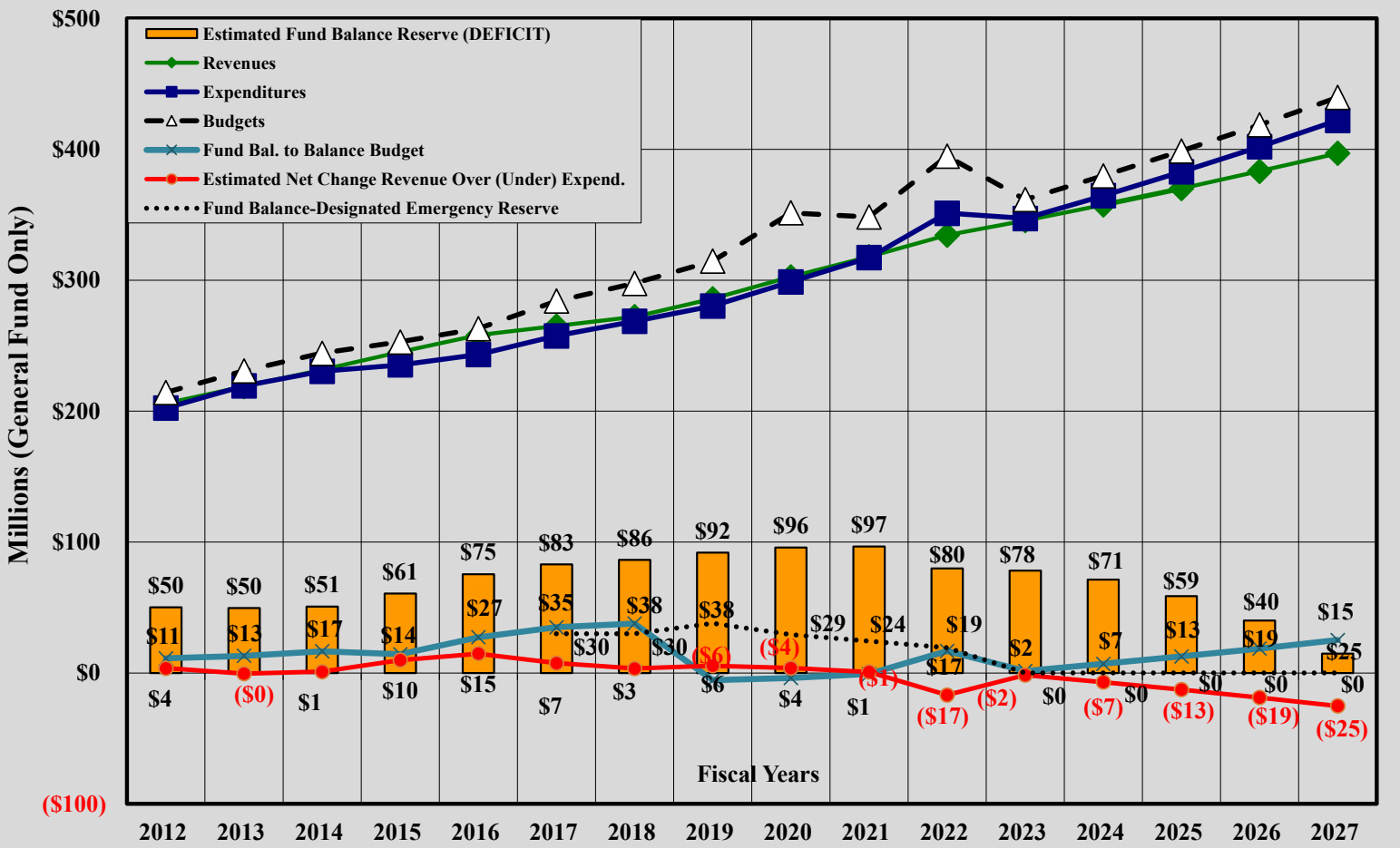




## County Auditor's Financial Forecast

### General Funds Historical and Projected Trends (Includes COVID-19 Impacts)

As of February 28, 2022, FM05, FY2022 (Unaudited), FY21 Audit Pending



(\$100)



# County of El Paso, Texas Interim Financial Reports for Fiscal Month Ended February 31, 2022

<http://www.epcounty.com/auditor/publications/monthly/2022/february/documents/00-February2022MFR.pdf>

<b>Table of Contents</b>	<b>Section</b>
Spotlight on County Finances . . . . .	1
Unaudited Consolidated Balance Sheet . . . . .	2
Statement of Bonded Indebtedness . . . . .	3
Treasurer’s Schedules of Receipts and Disrobements . . . . .	4
Treasurer’s Schedules of Debts Due To and From the County . . . . .	5
Investment Portfolio . . . . .	6
Report of Appropriations . . . . .	7
Balance Sheet by Fund Type and Fund . . . . .	8
Revenues and Expenditures by Fund Type . . . . .	9
Schedule of Transfers In and Out . . . . .	10
Unaudited Condensed Financial Report . . . . .	11



*Questions?*

