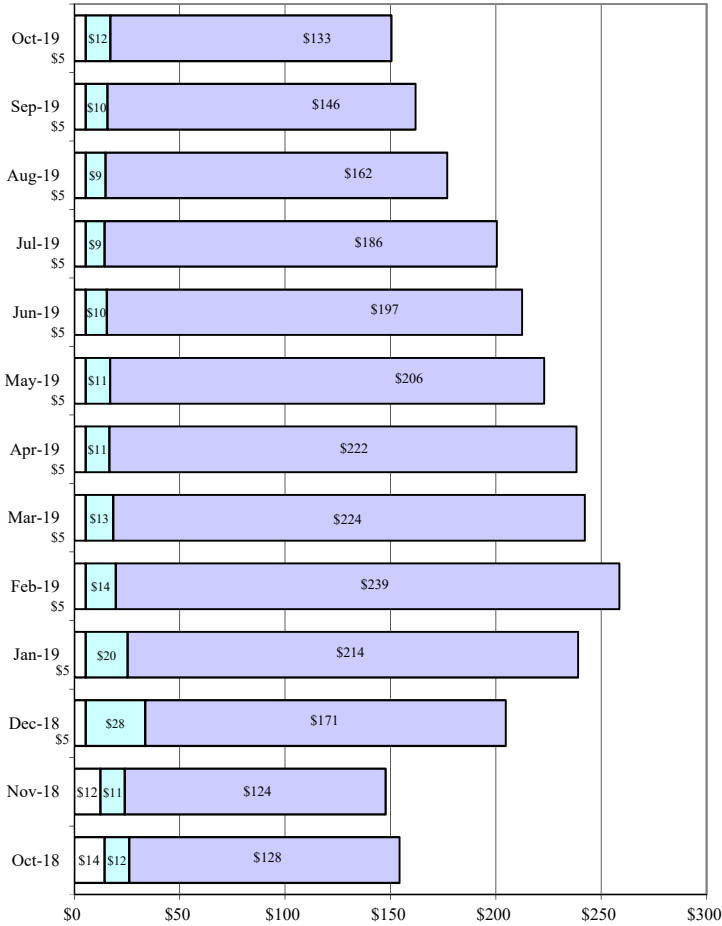


**County of El Paso  
Investment Portfolio  
As of October 31, 2019**

Type of Fund	TEXPOOL PRIME		TEXPOOL	Agency Notes at Par Value	Total
	Principal	YTD Interest	Oct Interest		
<b>General Fund &amp; Others:</b>					
MBIA-Texas CLASS					
MBIA-County Capital Projects 2007					
Texpool Prime-General Fund	\$75,809,529.47	\$144,034.87		\$75,953,564.34	\$75,953,564.34
Texpool Prime-County Attorney Bad Check Trust Fund	103,879.69	182.64		104,062.33	104,062.33
Texpool Prime-County Tourist & Promotion	3,478,466.52	6,115.83		3,484,582.35	3,484,582.35
Texpool Prime-County Coliseum Tourist Promotion	69,895.39	122.89		70,018.28	70,018.28
Texpool Prime-Commissary Profit	950,113.75	1,670.49		951,784.24	951,784.24
Texpool Prime-Court Records Preservation Fund	237,728.38	417.97		238,146.35	238,146.35
Texpool Prime-Court Reporter Service Fund	51,245.28	90.10		51,335.38	51,335.38
Texpool Prime-Co. Attorney's Commissions	143,464.34	252.24		143,716.58	143,716.58
Texpool Prime-Co. Attorney's Supplement Account	83,001.68	145.93		83,147.61	83,147.61
Texpool Prime-County Clerk's Record's Management & Preservation	1,498,651.25	2,634.92		1,501,286.17	1,501,286.17
Texpool Prime-County Clerk's Vital Statistics	259,492.02	456.24		259,948.26	259,948.26
Texpool Prime-DA Food Stamp Fraud	187,203.01	329.14		187,532.15	187,532.15
Texpool Prime-Dist Courts Records Archives	529,697.07	931.31		530,628.38	530,628.38
Texpool Prime-Elections Contracted Services-T&A	1,115,946.90	1,962.05		1,117,908.95	1,117,908.95
Texpool Prime-Juvenile Probation National School	44,661.10	78.52		44,739.62	44,739.62
Texpool Prime-Juvenile Probation Supervision Fund	270,216.65	475.09		270,691.74	270,691.74
Texpool Prime-Law Library	129,298.48	227.33		129,525.81	129,525.81
Texpool Prime-Justice Court Building Fund	249,763.65	504.00		250,267.65	250,267.65
Texpool Prime-Justice Court Technology Fund	405,220.98	712.46		405,933.44	405,933.44
Texpool Prime-Courthouse Security	445,153.71	782.67		445,936.38	445,936.38
Texpool Prime-Transportation Fee Fund	95,350.00			95,350.00	95,350.00
Texpool Prime-Road & Bridge	5,757,824.93	10,123.39		5,767,948.32	5,767,948.32
Texpool Prime-Juvenile Probation Restitution	109,500.00	192.52		109,692.52	109,692.52
Texpool Prime-Project Care Electric	5,386,653.70	9,470.79		5,396,124.49	5,396,124.49
Texpool Prime-Probate Judiciary Support	153,787.99	274.98		154,062.97	154,062.97
Texpool Prime-Solid Waste	42,601.09	74.90		42,675.99	42,675.99
Texpool Prime-Water System Repairs	8,516.93	14.97		8,531.90	8,531.90
Texpool Prime-Vista Del Este Water	1,109,841.80	1,951.32		1,111,793.12	1,111,793.12
Texpool Prime-Debt Service Cert. Of Oblig-2001	53,030.05	73.87		53,103.92	53,103.92
Texpool Prime-G.O. Refund Bonds, Series 2011	1,003.31	0.23		1,003.54	1,003.54
Texpool Prime-Debt Service Cert. Of Oblig-2012	32,430.96	28.51		32,459.47	32,459.47
Texpool Prime-G.O. Refund Bonds, Series 2015	18,805.58	27.27		18,832.85	18,832.85
Texpool Prime-G.O. Refund Bonds, Taxable 2015A	17,063.46	21.95		17,085.41	17,085.41
Texpool Prime-G.O. Refund Bonds, Series 2016A	210,181.34	330.61		210,511.95	210,511.95
Texpool Prime-G.O. Refund Bonds, Taxable 2016B	71,984.27	95.08		72,079.35	72,079.35
Texpool Prime-Debt Service Cert. Of Oblig-2016C	10,969.14	17.60		10,986.74	10,986.74
Texpool Prime-Taxable Cert. Of Oblig. Series 2016D	3,746.81	5.05		3,751.86	3,751.86
Texpool Prime-G.O. Refunding Bonds Series, 2017	92,155.43	141.12		92,296.55	92,296.55
Texpool Prime-Debt Service Cert. Of Oblig-2017	1,678.01	2.95		1,680.96	1,680.96
Texpool Prime-Health & Life	2,916,322.14	5,127.44		2,921,449.58	2,921,449.58
Texpool-General Fund	2,394,153.38	3,847.44		2,398,000.82	2,398,000.82
Texpool-Road & Bridge	132,464.25	215.05		132,679.30	132,679.30
Texpool-County Law Library	39,930.76	64.83		39,995.59	39,995.59
Texpool- East Montana Enterprise	1,285,402.41	2,086.79		1,287,489.20	1,287,489.20
Texpool-East Montana Reserve	106,036.21	172.14		106,208.35	106,208.35
Texpool-Commissary Profit	192,921.28	313.20		193,234.48	193,234.48
Texpool-Project Care Electric	39,466.32	64.07		39,530.39	39,530.39
Texpool-Co. Attorney's Commissions	43,865.23	71.21		43,936.44	43,936.44
Texpool-Health & Life	55,782.76	90.52		55,873.28	55,873.28
<b>Capital Projects Funds:</b>					
Texpool Prime-CP-Co. Capital Improvement	6,566,987.44	12,408.13		6,579,395.57	6,579,395.57
Texpool Prime-CP Capital Project 2012	21,018,864.49	36,955.29		21,055,819.78	21,055,819.78
Texpool Prime-Capital Projects-County Tax Capital Projects 2016C	2,414,590.52	4,245.32		2,418,835.84	2,418,835.84
Texpool Prime-Capital Projects-County Capital Projects 2016D	888,247.74	1,561.71		889,809.45	889,809.45
Texpool-County Capital Improvement	118,462.49	192.32		118,654.81	118,654.81
Texpool-County Capital Projects 2007	1,032,405.57	1,715.40		1,034,120.97	1,034,120.97
Total All Investments	138,485,657.11	254,104.66		138,739,761.77	138,739,761.77
Total Texpool Prime	133,044,766.45	245,271.69		133,290,038.14	133,290,038.14
Total Texpool	5,440,890.66	8,832.97		5,449,723.63	5,449,723.63
<b>Totals</b>	<b>\$138,485,657.11</b>	<b>\$254,104.66</b>		<b>\$138,739,761.77</b>	<b>\$138,739,761.77</b>
<b>Now Account Cash</b>					
General Fund					\$3,798,454.47
Consolidated Funds					\$11,705,191.09

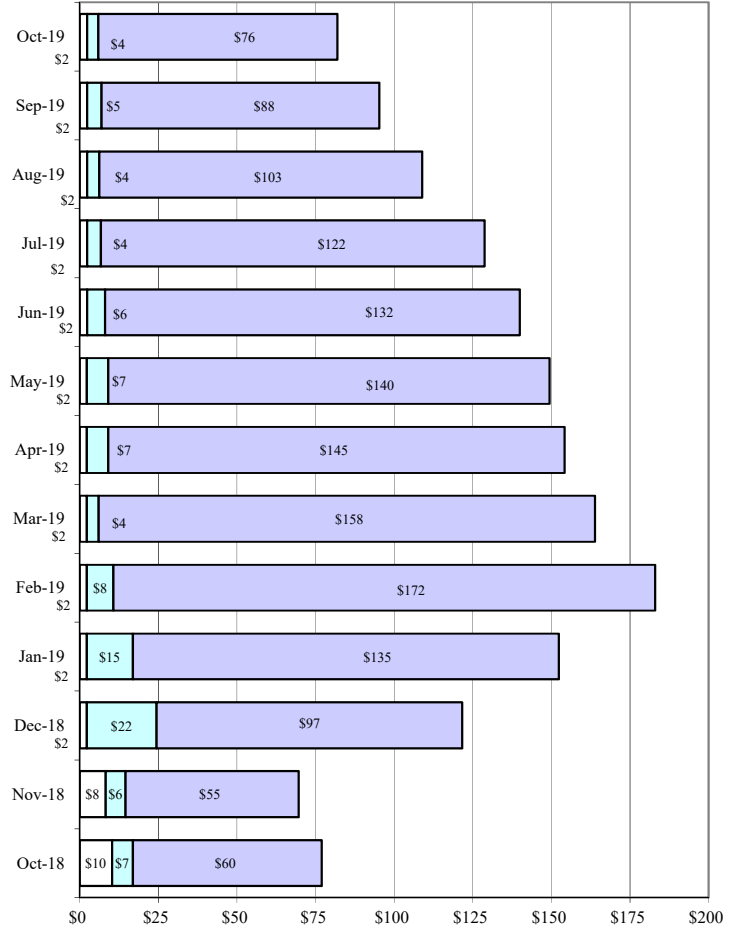
### Investment Portfolio All Funds



Millions

□ Texpool   □ Now Account Cash   □ TexPool Prime

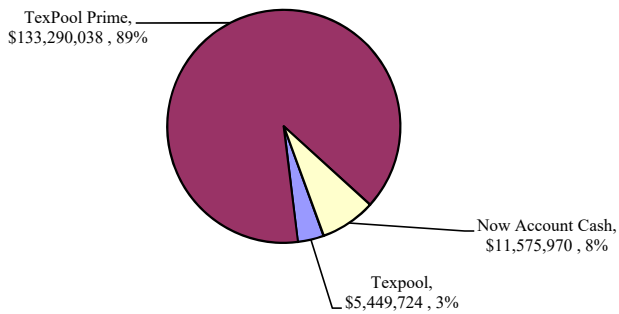
### Investment Portfolio General Fund



Millions

□ Texpool   □ Now Account Cash   □ TexPool Prime

### Investment Portfolio All Funds, October 2019



### Investment Portfolio General Fund, October 2019

