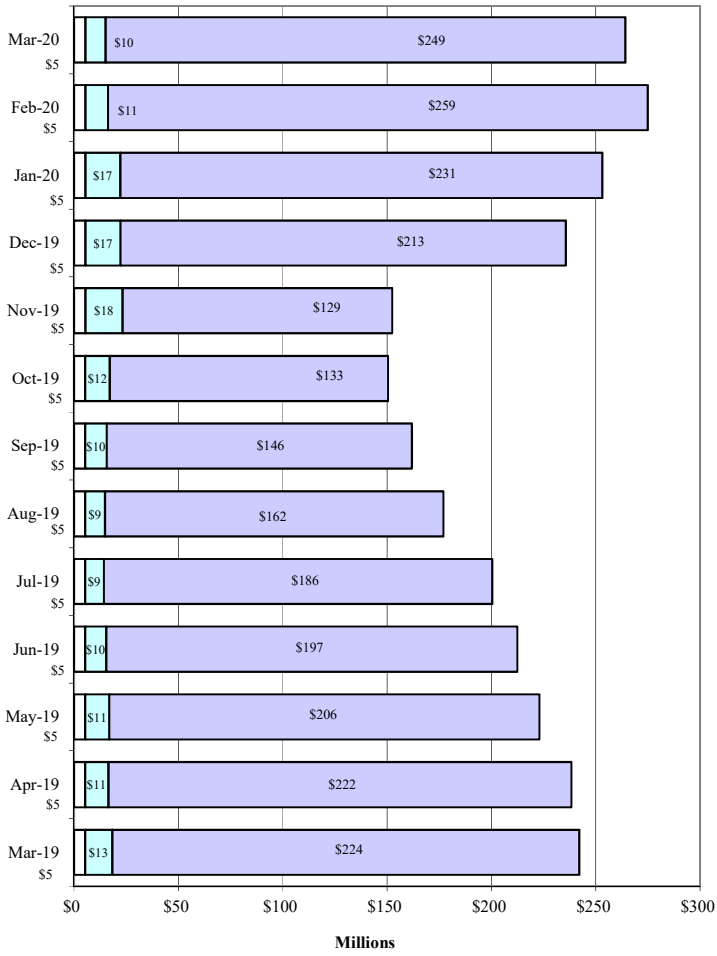


**County of El Paso  
Investment Portfolio  
As of March 31, 2020**

Type of Fund	TEXPOOL PRIME		TEXPOOL	Total	Agency Notes at Par Value	Total
	Principal	YTD Interest	Mar Interest			
<b>General Fund &amp; Others:</b>						
Texpool Prime-General Fund	\$168,460,342.47	\$877,290.77	\$208,172.89	\$169,545,806.13		\$169,545,806.13
Texpool Prime-County Attorney Bad Check Trust Fund	103,879.69	810.57	118.73	104,808.99		104,808.99
Texpool Prime-County Tourist & Promotion	4,078,466.52	27,429.69	4,656.67	4,110,552.88		4,110,552.88
Texpool Prime-County Coliseum Tourist Promotion	769,895.39	880.66	874.17	771,650.22		771,650.22
Texpool Prime-Commissary Profit	1,095,113.75	7,461.59	1,239.51	1,103,814.85		1,103,814.85
Texpool Prime-Crt Initiated Guardianship			24.43	24.43		24.43
Texpool Prime-Crt Initiated Guardianship 1	58,000.00		45.14	58,045.14		58,045.14
Texpool Prime-Crt Initiated Guardianship 2	87,000.00		67.70	87,067.70		87,067.70
Texpool Prime-Court Records Preservation Fund	287,728.38	1,878.93	328.46	289,935.77		289,935.77
Texpool Prime-Court Reporter Service Fund	81,245.28	414.24	92.61	81,752.13		81,752.13
Texpool Prime-Co. Attorney's Commissions	93,464.34	1,022.49	107.16	94,593.99		94,593.99
Texpool Prime-Co. Attorney's Supplement Account	83,001.68	647.66	94.87	83,744.21		83,744.21
Texpool Prime-CClerk Records Archives	575,000.00		529.31	575,529.31		575,529.31
Texpool Prime-Records Mgmt & Preservation	80,000.00		65.72	80,065.72		80,065.72
Texpool Prime-County Clerk's Record's Management & Preservation	1,998,651.25	11,933.39	2,280.29	2,012,864.93		2,012,864.93
Texpool Prime-County Clerk's Vital Statistics	259,492.02	2,024.81	296.60	261,813.43		261,813.43
Texpool Prime-DA Food Stamp Fraud	187,203.01	1,460.75	213.97	188,877.73		188,877.73
Texpool Prime-Dist Courts Records Archives	529,697.07	4,133.20	605.44	534,435.71		534,435.71
Texpool Prime-Elections Contracted Services-T&A	1,395,946.90	8,717.26	1,576.64	1,406,240.80		1,406,240.80
Texpool Prime-Juvenile Probation National School	80,461.10	347.59	89.77	80,898.46		80,898.46
Texpool Prime-Juvenile Probation Supervision Fund	270,216.65	2,108.48	308.86	272,633.99		272,633.99
Texpool Prime-Law Library	129,298.48	1,008.91	147.79	130,455.18		130,455.18
Texpool Prime-Justice Court Building Fund	184,763.65	1,905.15	246.43	186,915.23		186,915.23
Texpool Prime-Justice Court Technology Fund	405,220.98	3,161.93	463.16	408,846.07		408,846.07
Texpool Prime-Courthouse Security	495,153.71	3,497.46	565.54	499,216.71		499,216.71
Texpool Prime-Transportation Fee Fund	436,970.00			436,970.00		436,970.00
Texpool Prime-Road & Bridge	9,857,824.93	43,665.50	9,479.01	9,910,969.44		9,910,969.44
Texpool Prime-Juvenile Probation Restitution	109,500.00	854.42	125.16	110,479.58		110,479.58
Texpool Prime-Project Care Electric	5,386,653.70	42,031.83	6,156.91	5,434,842.44		5,434,842.44
Texpool Prime-Probate Judiciary Support	133,787.99	1,103.50	152.99	135,044.48		135,044.48
Texpool Prime-Probate Jud Supp Crt2	100,000.00		94.66	100,094.66		100,094.66
Texpool Prime-Solid Waste	42,601.09	332.42	48.69	42,982.20		42,982.20
Texpool Prime-Water System Repairs	8,516.93	66.46	9.74	8,593.13		8,593.13
Texpool Prime-Vista Del Este Water	1,002,341.80	8,660.05	1,189.39	1,012,191.24		1,012,191.24
Texpool Prime-Debt Service Cert. Of Oblig-2001	124,250.05	4,383.70	120.82	128,754.57		128,754.57
Texpool Prime-G.O. Refund Bonds, Series 2011	6,033.31	209.47	5.78	6,248.56		6,248.56
Texpool Prime-Debt Service Cert. Of Oblig. 2012	172,443.96	6,020.74	166.14	178,630.84		178,630.84
Texpool Prime-G.O. Refund Bonds, Series 2015	384,068.58	1,650.08	429.65	386,148.31		386,148.31
Texpool Prime-G.O. Refund Bonds, Taxable 2015A	109,732.46	1,597.26	117.31	111,447.03		111,447.03
Texpool Prime-G.O. Refund Bonds, Series 2016A	3,094,828.34	18,845.57	3,482.31	3,117,156.22		3,117,156.22
Texpool Prime-G.O. Refund Bonds, Taxable 2016B	436,433.27	6,956.61	463.88	443,853.76		443,853.76
Texpool Prime-Debt Service Cert. Of Oblig-2016C	294,969.14	802.72	338.50	296,110.36		296,110.36
Texpool Prime-Taxable Cert. Of Oblig. Series 2016D	57,946.81	296.85	92.49	58,336.15		58,336.15
Texpool Prime-G.O. Refunding Bonds Series, 2017	1,245,813.43	5,513.33	1,394.30	1,252,721.06		1,252,721.06
Texpool Prime-Debt Service Cert. Of Oblig-2017	28,676.01	126.70	32.16	28,834.87		28,834.87
Texpool Prime-Health & Life	1,416,322.14	19,413.35	1,628.32	1,437,363.81		1,437,363.81
Texpool Prime-Adult Probation Basic Supervision	2,673,284.00		2,419.39	2,675,703.39		2,675,703.39
Texpool-General Fund	2,644,153.38	17,471.31	2,268.16	2,663,892.85		2,663,892.85
Texpool-Road & Bridge	132,464.25	929.39	113.67	133,507.31		133,507.31
Texpool-County Law Library	39,930.76	280.16	34.27	40,245.19		40,245.19
Texpool- East Montana Enterprise	1,285,402.41	9,018.65	1,103.07	1,295,524.13		1,295,524.13
Texpool-East Montana Reserve	106,036.21	743.97	91.00	106,871.18		106,871.18
Texpool-Commissary Profit	192,921.28	1,353.58	165.56	194,440.42		194,440.42
Texpool-Project Care Electric	39,466.32	276.90	33.87	39,777.09		39,777.09
Texpool-Co. Attorney's Commissions	43,865.23	307.76	37.64	44,210.63		44,210.63
Texpool-Health & Life	55,782.76	391.36	47.84	56,221.96		56,221.96
<b>Capital Projects Funds:</b>						
Texpool Prime-CP-Co. Capital Improvement	14,766,987.44	50,411.68	13,384.41	14,830,783.53		14,830,783.53
Texpool Prime-CP Capital Project 2012	20,768,864.49	164,009.30	23,928.48	20,956,802.27		20,956,802.27
Texpool Prime-Capital Projects-County Tax Capital Projects 2016C	2,164,590.52	18,072.11	2,475.45	2,185,138.08		2,185,138.08
Texpool Prime-Capital Projects-County Capital Projects 2016D	768,247.74	6,908.78	893.45	776,049.97		776,049.97
Texpool-County Capital Improvement	118,462.49	831.15	101.66	119,395.30		119,395.30
Texpool-County Capital Projects 2007	782,405.57	6,570.16	672.34	789,648.07		789,648.07
Total All Investments	\$252,821,821.11	\$1,398,242.35	\$296,510.34	\$254,516,573.80		\$254,516,573.80
Total Texpool Prime	\$247,380,930.45	\$1,360,067.96	\$291,841.26	\$249,032,839.67		\$249,032,839.67
Total Texpool	5,440,890.66	38,174.39	4,669.08	5,483,734.13		5,483,734.13
Totals	\$252,821,821.11	\$1,398,242.35	\$296,510.34	\$254,516,573.80		\$254,516,573.80

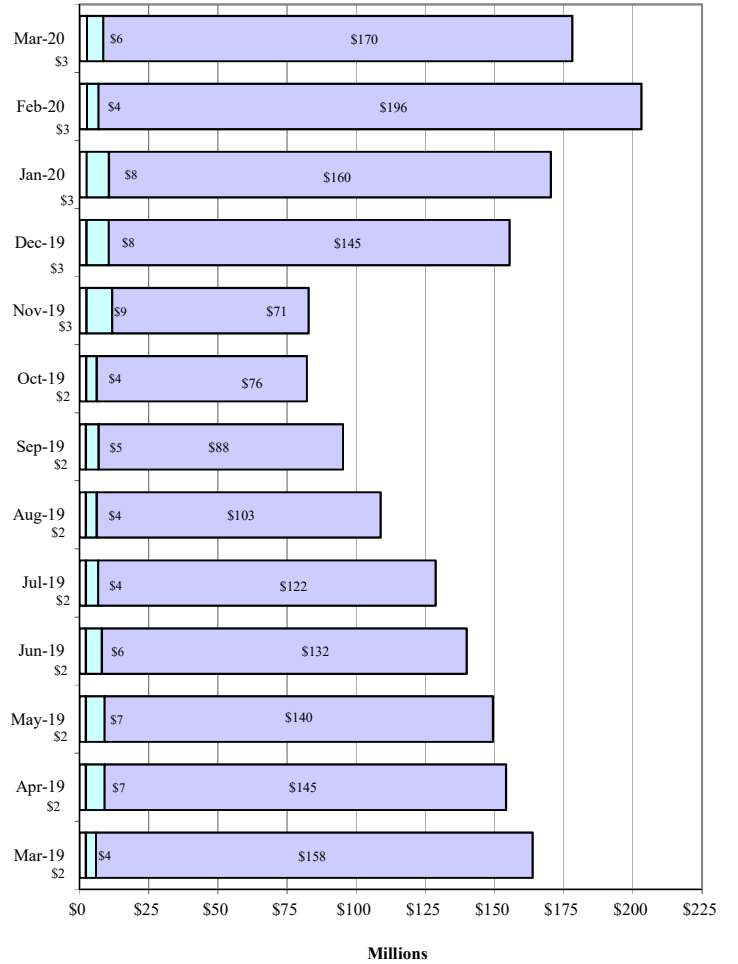
Now Account Cash  
 General Fund \$5,951,281.49  
 Consolidated Funds \$9,717,395.48

**Investment Portfolio All Funds**



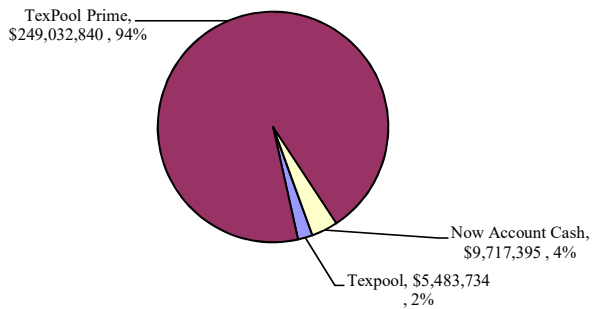
□ Texpool   □ Now Account Cash   □ TexPool Prime

**Investment Portfolio General Fund**



□ Texpool   □ Now Account Cash   □ TexPool Prime

**Investment Portfolio All Funds, March 2020**



**Investment Portfolio General Fund, March 2020**

