


**County of El Paso  
Investment Portfolio  
As of October 31, 2018**

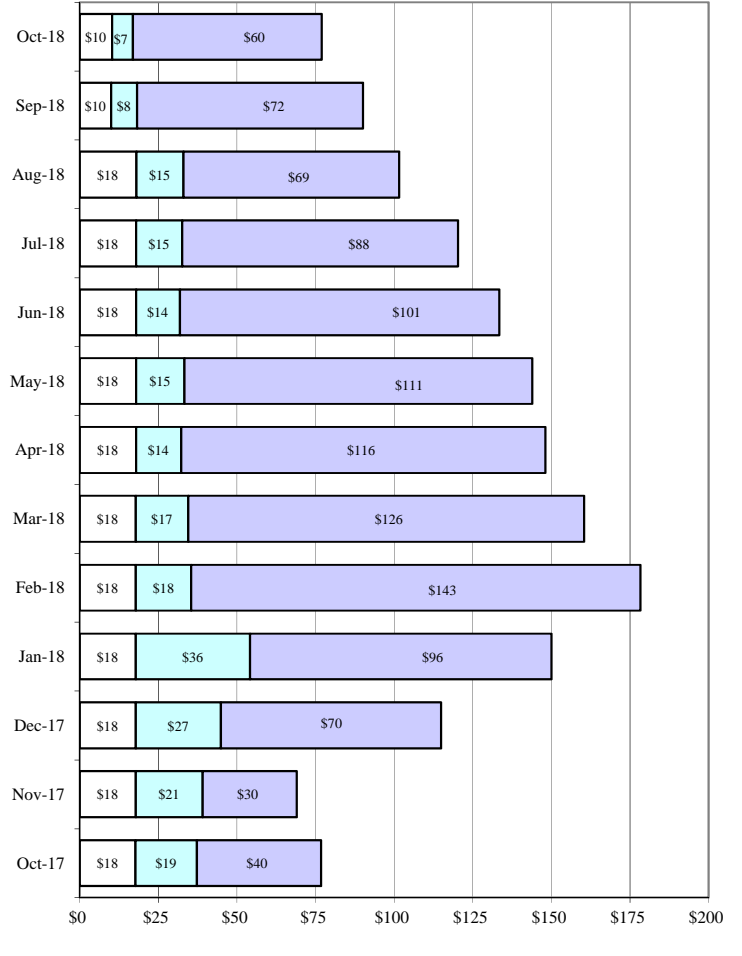
Type of Fund	TEXPOOL PRIME		TEXPOOL	Agency Notes at Par Value	Total
	Principal	YTD Interest	Oct Interest		
<b>General Fund &amp; Others:</b>					
Texpool Prime-General Fund	\$59,907,851.95		\$131,701.46	\$60,039,553.41	\$60,039,553.41
Texpool Prime-County Tourist & Promotion	3,532,278.96		6,912.55	3,539,191.51	3,539,191.51
Texpool Prime-County Coliseum Tourist Promotion	2,013.68		19.72	2,033.40	2,033.40
Texpool Prime-Commissary Profit	610,882.61		1,190.91	612,073.52	612,073.52
Texpool Prime-Court Records Preservation Fund	231,922.94		444.21	232,367.15	232,367.15
Texpool Prime-Court Reporter Service Fund	50,000.00		89.59	50,089.59	50,089.59
Texpool Prime-Co. Attorney's Commissions	101,448.99		200.90	101,649.89	101,649.89
Texpool Prime-Co. Attorney's Supplement Account	80,969.49		160.35	81,129.84	81,129.84
Texpool Prime-County Clerk's Record's Management & Preservation	1,162,824.10		2,302.61	1,165,126.71	1,165,126.71
Texpool Prime-County Clerk's Vital Statistics	273,057.08		536.98	273,594.06	273,594.06
Texpool Prime-Dist Courts Records Archives	516,729.99		1,021.42	517,751.41	517,751.41
Texpool Prime-Juvenile Probation Supervision Fund	313,210.83		608.96	313,819.79	313,819.79
Texpool Prime-Law Library	136,080.26		260.06	136,340.32	136,340.32
Texpool Prime-Justice Court Building Fund	287,556.18		560.01	288,116.19	288,116.19
Texpool Prime-Justice Court Technology Fund	445,117.45		876.78	445,994.23	445,994.23
Texpool Prime-Courthouse Security	434,271.61		843.05	435,114.66	435,114.66
Texpool Prime-Transportation Fee Fund	343,419.85		496.60	343,916.45	343,916.45
Texpool Prime-Road & Bridge	8,452,261.81		17,800.04	8,470,061.85	8,470,061.85
Texpool Prime-Project Care Electric	5,254,777.78		10,396.86	5,265,174.64	5,265,174.64
Texpool Prime-Probate Judiciary Support	199,083.72		394.26	199,477.98	199,477.98
Texpool Prime-Solid Waste	41,558.07		82.30	41,640.37	41,640.37
Texpool Prime-Water System Repairs	8,308.41		16.45	8,324.86	8,324.86
Texpool Prime-Vista Del Este Water	1,082,668.73		2,144.06	1,084,812.79	1,084,812.79
Texpool Prime-Debt Service Cert. Of Oblig-2001	21,001.92		21.49	21,023.41	21,023.41
Texpool Prime-G.O. Refund Bonds, Series 2011	37,112.31		71.97	37,184.28	37,184.28
Texpool Prime-Debt Service Cert. Of Oblig. 2012	155,198.53		280.51	155,479.04	155,479.04
Texpool Prime-G.O. Refund Bonds, Series 2015	13,489.78		19.86	13,509.64	13,509.64
Texpool Prime-G.O. Refund Bonds, Taxable 2015A	14,803.18		21.79	14,824.97	14,824.97
Texpool Prime-G.O. Refund Bonds, Series 2016A	1,418,326.21		2,780.10	1,421,106.31	1,421,106.31
Texpool Prime-G.O. Refund Bonds, Taxable 2016B	77,962.92		123.44	78,086.36	78,086.36
Texpool Prime-Debt Service Cert. Of Oblig-2016C	10,427.10		17.61	10,444.71	10,444.71
Texpool Prime-Taxable Cert. Of Oblig. Series 2016D	2,749.96		3.98	2,753.94	2,753.94
Texpool Prime-G.O. Refunding Bonds Series, 2017	162,197.89		283.85	162,481.74	162,481.74
Texpool Prime-Debt Service Cert. Of Oblig-2017	100.00		0.06	100.06	100.06
Texpool Prime-Health & Life	4,026,513.42		7,973.86	4,034,487.28	4,034,487.28
Texpool-General Fund	10,236,203.23		18,637.90	10,254,841.13	10,254,841.13
Texpool-Road & Bridge	129,436.90		235.68	129,672.58	129,672.58
Texpool-County Law Library	39,018.17		71.04	39,089.21	39,089.21
Texpool- East Montana Enterprise	1,256,025.70		2,286.95	1,258,312.65	1,258,312.65
Texpool-East Montana Reserve	103,612.85		188.66	103,801.51	103,801.51
Texpool-Commissary Profit	188,512.23		343.24	188,855.47	188,855.47
Texpool-Project Care Electric	38,564.35		70.22	38,634.57	38,634.57
Texpool-Co. Attorney's Commissions	42,862.74		78.04	42,940.78	42,940.78
Texpool-Health & Life	1,050,094.41		1,911.97	1,052,006.38	1,052,006.38
<b>Capital Projects Funds:</b>					
Texpool Prime-CP-Co. Capital Improvement	7,939,280.41		15,943.06	7,955,223.47	7,955,223.47
Texpool Prime-CP Capital Project 2012	27,259,760.97		54,060.14	27,313,821.11	27,313,821.11
Texpool Prime-Capital Projects-County Tax Capital Projects 2016C	2,523,976.62		4,998.35	2,528,974.97	2,528,974.97
Texpool Prime-Capital Projects-County Capital Projects 2016D	905,857.41		1,793.91	907,651.32	907,651.32
Texpool-County Capital Improvement	115,755.15		210.76	115,965.91	115,965.91
Texpool-County Capital Projects 2007	1,181,722.62		2,151.66	1,183,874.28	1,183,874.28
Total All Investments	142,418,861.47		293,640.23	142,712,501.70	142,712,501.70
<b>Total Texpool Prime</b>	<b>\$128,037,053.12</b>		<b>\$267,454.11</b>	<b>\$128,304,507.23</b>	<b>\$128,304,507.23</b>
<b>Total Texpool</b>	<b>\$14,381,808.35</b>		<b>\$26,186.12</b>	<b>\$14,407,994.47</b>	<b>\$14,407,994.47</b>
<b>Totals</b>	<b>\$142,418,861.47</b>		<b>\$293,640.23</b>	<b>\$142,712,501.70</b>	<b>\$142,712,501.70</b>
<b>Now Account Cash</b>					
General Fund					6,681,462.29
Consolidated Funds					\$11,608,260.22

**Investment Portfolio All Funds**



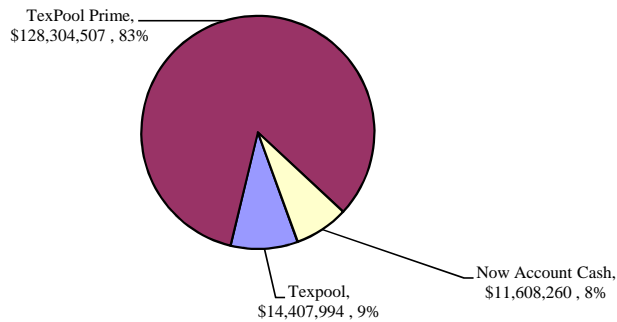
□ Texpool   □ Now Account Cash   □ TexPool Prime

**Investment Portfolio General Fund**



□ Texpool   □ Now Account Cash   □ TexPool Prime

**Investment Portfolio All Funds, October 2018**



**Investment Portfolio General Fund, October 2018**

