




*Building on our legacy, illuminating innovation, succeeding beyond borders.  
est. 1850*

# Unaudited Interim Financial Report

**FOR THE FISCAL MONTH ENDED  
NOVEMBER 30, 2018**

*PRIDE = Professional • Results • Innovation • Dedication • Ethical*



Building on our legacy, illuminating innovation, succeeding beyond borders.  
est. 1850

## Condensed Financial Report For the Month Ended November 30, 2018

<b>El Paso County, Texas Auditor's Unaudited Monthly Condensed Financial Report for the month ended November 30, 2018</b>					
<b>Budgeted Funds</b>	<b>Fund Balances</b>	<b>YTD Revised Budget</b>	<b>YTD Expenditures</b>	<b>YTD Encumb./Req.</b>	<b>YTD Available Budget</b>
General Fund	\$ 71,274,690	\$ 356,877,491	\$ 33,705,458	\$ 8,538,353	\$ 314,633,680
Special Revenue	28,927,154	50,077,460	2,411,113	6,421,833	41,244,514
Debt Service	2,868,490	19,657,317	-	-	19,657,317
Enterprise	14,298,280	3,894,478	160,195	34,818	3,699,465
Internal Service (non-budgeted)	5,642,059	-	4,306,459	-	-
<b>Total Year to Date (YTD)</b>	<b>\$ 123,010,673</b>	<b>\$ 430,506,746</b>	<b>\$ 40,583,225</b>	<b>\$ 14,995,004</b>	<b>\$ 379,234,976</b>
<b>Multiyear Funds</b>	<b>Fund Balances</b>	<b>LTD Revised Budget</b>	<b>LTD Expenditures</b>	<b>LTD Encumb./Req.</b>	<b>LTD Available Budget</b>
Capital Projects	\$ 39,361,066	\$ 239,091,162	\$ 194,693,166	\$ 5,754,618	\$ 38,643,379
Grants	(359,212)	112,864,749	74,256,654	619,231	37,988,864
Agency EPC-CSCD		13,882,271	2,413,848	110,759	11,357,664
<b>Total Life to Date (LTD)</b>	<b>\$ 39,001,854</b>	<b>\$ 365,838,182</b>	<b>\$ 271,363,668</b>	<b>\$ 6,484,608</b>	<b>\$ 87,989,907</b>
<b>Additional information may be obtained at:</b>					
<b>the County Auditor's Office, 800 East Overland Street, Room 406, El Paso, Texas 79901-2407</b>					
<b>or online at <a href="http://www.epcounty.com/auditor/publications/monthlyreports.html">http://www.epcounty.com/auditor/publications/monthlyreports.html</a></b>					

*PRIDE = Professional • Results • Innovation • Dedication • Ethical*



*Building on our legacy, illuminating innovation, succeeding beyond borders.  
est. 1850*

# Revenues

*PRIDE = Professional • Results • Innovation • Dedication • Ethical*



Building on our legacy, illuminating innovation, succeeding beyond borders.  
est. 1850

## Revenue Summary by Fund Type

REVENUES	MTD ACTUALS	YTD/LTD ACTUALS
AP-BASIC SUPERVISION	\$ (213,872)	\$ (1,408,806)
AP-COMMUNITY CORRECTIONS	-	(344,509)
AP-COUNTY GRANTS	(12,410)	(12,410)
AP-DIVERSION TARGET PROGRAM	(7,227)	(992,924)
AP-OTHER GRANTS	(37,129)	(39,667)
AP-PR BOND	-	-
AP-PROG PARTICIPANTS	(399)	(2,332)
AP-TREATMENT ALT TO INCARCERATION	-	(252,097)
CAPITAL PROJECTS FUND	(13,857)	(36,065,357)
<b>COUNTY GENERAL FUND</b>	<b>(13,406,494)</b>	<b>(17,683,607)</b>
DEBT SERVICE	(843,724)	(1,050,647)
ENTERPRISE FUND	(208,481)	(211,127)
INTERNAL SERVICE	(1,676,856)	(3,436,956)
SPECIAL REVENUE	(1,638,788)	(4,181,881)
<b>REVENUES Total</b>	<b>\$ (18,059,236)</b>	<b>\$ (65,682,320)</b>

PRIDE = Professional • Results • Innovation • Dedication • Ethical



Building on our legacy, illuminating innovation, succeeding beyond borders.  
est. 1850

## General Fund Revenue by Source YTD as of FM02

Revenue Type	FY 2019 Revenue	FY 2018 Revenue	Change
Property Taxes	\$ (9,481,494)	\$ (7,325,386)	\$ (2,156,109)
Sales and Use Tax	(4,342,935)	(4,096,749)	(246,186)
Sales and Use Tax-ST Motor Vehicle	-	-	-
Bingo Tax	-	(1,601)	1,601
State Mixed Beverage Tax	-	-	-
Vehicle Inventory Taxes	-	-	-
Licenses and Permits	(25,045)	(55,359)	30,314
Intergovernmental	(275,412)	(241,200)	(34,213)
Charges for Services	(2,410,748)	(4,142,790)	1,732,042
Fines and Forfeits	(731,004)	(716,342)	(14,662)
Interest	(280,448)	(122,444)	(158,004)
Miscellaneous Revenue	(136,520)	(136,145)	(375)
Other Financing Sources	-	(287,275)	287,275
<b>Total</b>	<b>\$ (17,683,607)</b>	<b>\$ (17,125,291)</b>	<b>\$ (558,317)</b>

PRIDE = Professional • Results • Innovation • Dedication • Ethical



## General Fund Revenue by Type

Revenue by Source	Revised Budget	FM02	YTD Actuals	YTD % of Est. Budget Collected
Property Taxes	\$ (169,423,826)	\$ (7,827,444)	\$ (9,481,494)	5.60%
Sales and Use Tax	(47,500,000)	(4,342,935)	(4,342,935)	9.14%
Sales and Use Tax-ST Motor Vehicle	(5,300,000)	-	-	0.00%
Bingo Tax	(40,500)	-	-	0.00%
State Mixed Beverage Tax	(2,550,000)	692,802	-	0.00%
Vehicle Inventory Taxes	(90,500)	-	-	0.00%
Licenses and Permits	(283,000)	(13,445)	(25,045)	8.85%
Intergovernmental	(5,910,747)	(213,188)	(275,412)	4.66%
Charges for Services	(35,422,255)	(1,171,690)	(2,410,748)	6.81%
Fines and Forfeits	(5,291,450)	(361,744)	(731,004)	13.81%
Interest	(2,810,000)	(128,372)	(280,448)	9.98%
Miscellaneous Revenue	(1,227,300)	(69,319)	(136,520)	11.12%
Other Financing Sources	(1,040,000)	-	-	0.00%
<b>Total</b>	<b>\$ (276,889,578)</b>	<b>\$ (13,435,335)</b>	<b>\$ (17,683,607)</b>	<b>6.39%</b>

\*FM2- 16.67% of the fiscal year is expired



## 3 Year Budget – Actual Revenue comparison

Revenue YTD as of FM02 (16.67% of Yr Expired)			
	2017	2018	2019
All Revenue Budget	\$ (256,878,979)	\$ (262,681,603)	\$ (276,889,578)
Total Revenue Actuals	(17,573,332)	(17,125,291)	(17,683,607)
<b>Actual Collection As % of Budget</b>	<b>6.84%</b>	<b>6.52%</b>	<b>6.39%</b>
Budget- Property Tax	\$ (156,142,586)	\$ (160,939,048)	\$ (169,423,826)
Total Actuals - Property Tax	(5,846,542)	(7,325,386)	(9,481,494)
<b>Collections As % of Budget</b>	<b>3.74%</b>	<b>4.55%</b>	<b>5.60%</b>
Budget Sales & Use Tax	\$ (45,250,000)	\$ (46,100,000)	\$ (47,500,000)
Total Actuals - Sales & Use Tax	(3,887,846)	(4,096,749)	(4,342,935)
<b>Collections As % of Budget</b>	<b>8.59%</b>	<b>8.89%</b>	<b>9.14%</b>



*Building on our legacy, illuminating innovation, succeeding beyond borders.  
est. 1850*

# Expenditures

*PRIDE = Professional • Results • Innovation • Dedication • Ethical*





Building on our legacy, illuminating innovation, succeeding beyond borders.  
est. 1850

## Expenditure Summary by Fund Type

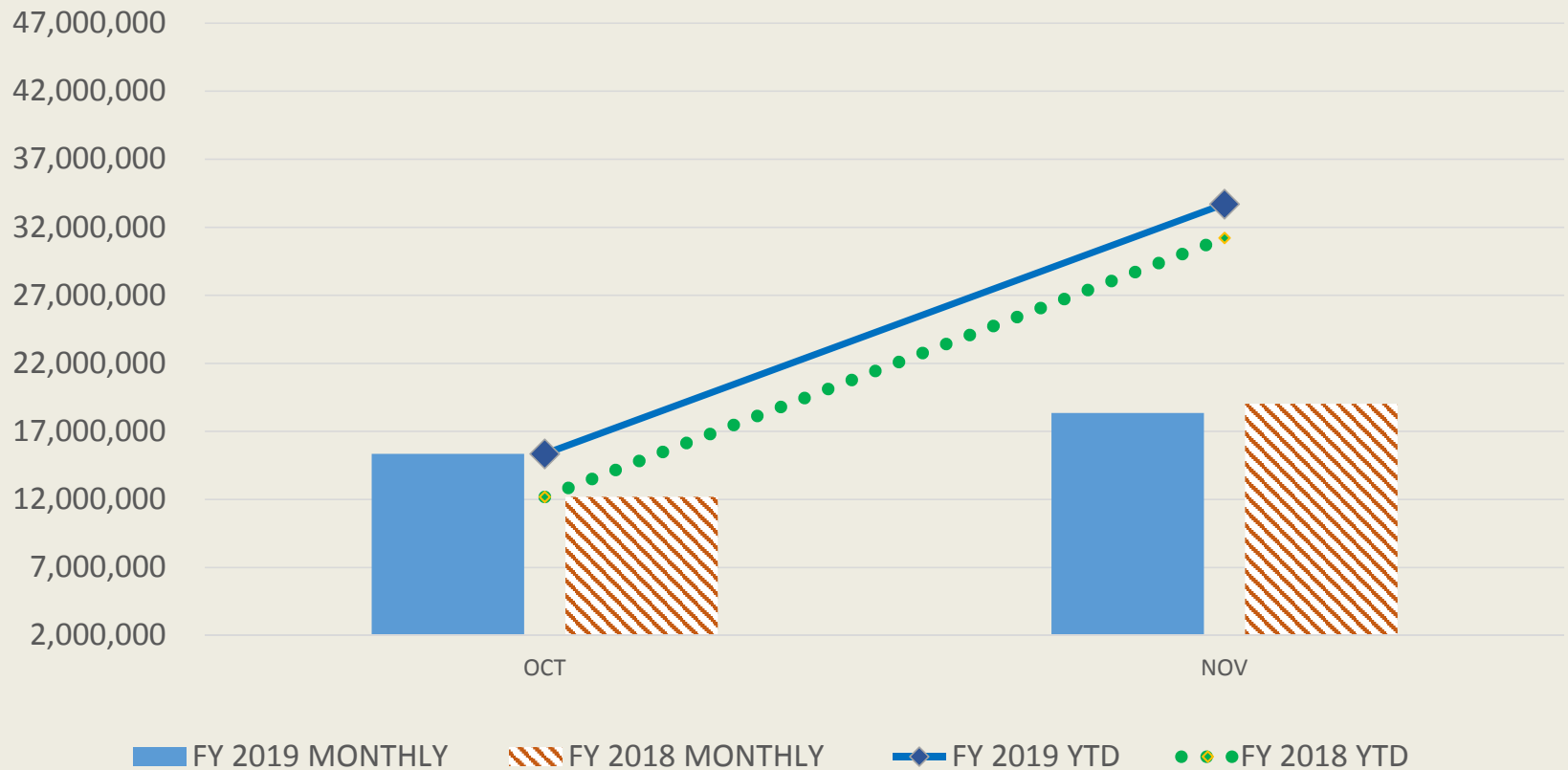
EXPENDITURES	MTD ACTUALS	YTD/LTD ACTUALS
AP-BASIC SUPERVISION	\$ 443,569	\$ 1,221,577
AP-COMMUNITY CORRECTIONS	40,457	109,622
AP-COUNTY GRANTS	16,369	45,698
AP-DIVERSION TARGET PROGRAM	328,504	792,403
AP-OTHER GRANTS	25,243	50,110
AP-PR BOND	2,035	5,598
AP-PROG PARTICIPANTS	955	955
AP-TREATMENT ALT TO INCARCERATION	68,297	187,886
CAPITAL PROJECTS FUND	536,888	570,584
<b>COUNTY GENERAL FUND</b>	<b>18,353,588</b>	<b>33,705,458</b>
DEBT SERVICE	-	-
ENTERPRISE FUND	145,929	160,195
INTERNAL SERVICE	2,345,412	4,306,459
SPECIAL REVENUE	1,503,331	2,411,113
<b>Total</b>	<b>\$ 23,810,576</b>	<b>\$ 43,567,657</b>

PRIDE = Professional • Results • Innovation • Dedication • Ethical



Building on our legacy, illuminating innovation, succeeding beyond borders.  
est. 1850

## General Fund YTD Expenditures



PRIDE = Professional • Results • Innovation • Dedication • Ethical



Building on our legacy, illuminating innovation, succeeding beyond borders.  
est. 1850

## General Fund Expenditure by Type

Expenditure Type	YTD FY-2019	YTD FY-2018	Change
Personnel-Salaries	\$ 21,097,830	\$ 20,383,858	\$ 713,972
Personnel-Benefits	7,191,800	6,579,407	612,393
<b>Total Personnel Expenditure</b>	<b>28,289,630</b>	<b>26,963,265</b>	<b>1,326,365</b>
Operating Expenditure	5,357,440	4,215,897	1,141,544
Capital Outlay Expenditure	58,387	38,404	19,983
Transfers Out	-	-	-
<b>Grand Total</b>	<b>\$ 33,705,458</b>	<b>\$ 31,217,566</b>	<b>\$ 2,487,892</b>

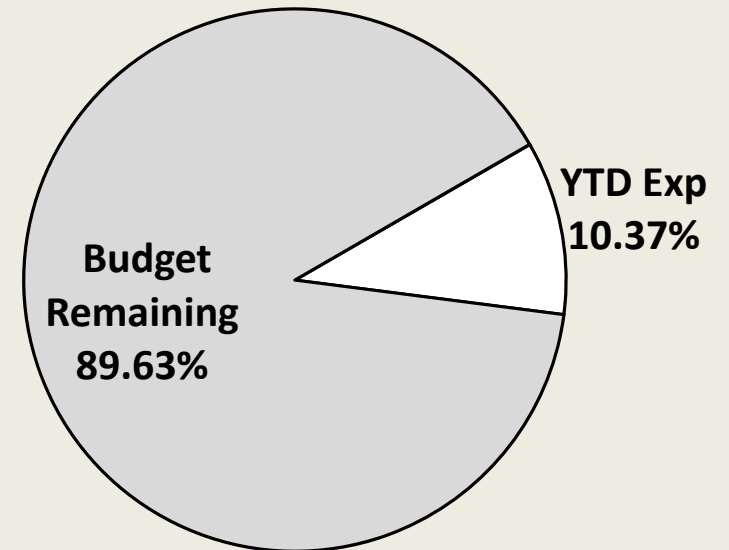
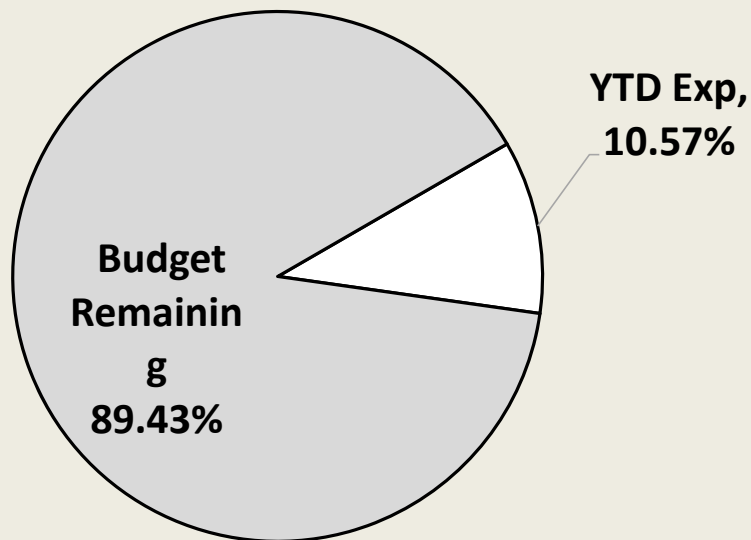
PRIDE = Professional • Results • Innovation • Dedication • Ethical



## Percentage of General Fund Expenditures YTD

### Fiscal Year 2019

### Fiscal Year 2018

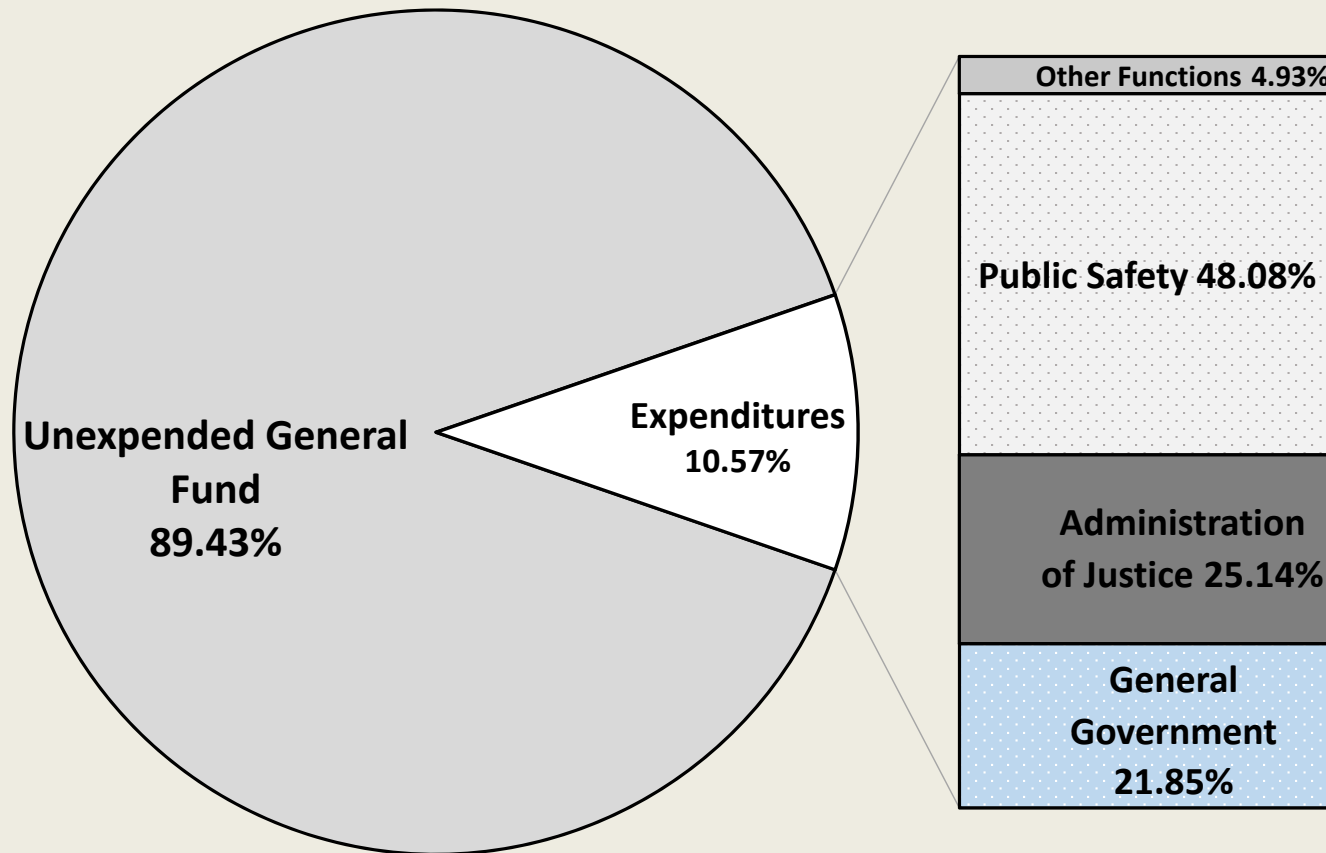


- Unexpended General Fund
- General Fund Expenditures



Building on our legacy, illuminating innovation, succeeding beyond borders.  
est. 1850

## Percentage of General Fund Expended YTD Fiscal Year 2019



PRIDE = Professional • Results • Innovation • Dedication • Ethical



Building on our legacy, illuminating innovation, succeeding beyond borders.  
est. 1850

## General Fund Expenditure by Function

Function Description	Revised Budget	Period Actuals	YTD Actuals	% Budget Expended
GENERAL GOVERNMENT	\$ 102,476,180	\$ 3,798,616	\$ 7,363,196	7.19%
ADMINISTRATION OF JUSTICE	72,015,108	4,852,795	8,474,815	11.77%
PUBLIC SAFETY	125,438,551	8,725,794	16,205,022	12.92%
HEALTH AND WELFARE	8,545,301	464,043	763,180	8.93%
COMMUNITY SERVICES	401,174	0	0	0.00%
RESOURCE DEVELOPMENT	2,324,422	68,279	118,422	5.09%
CULTURE AND RECREATION	7,487,615	432,192	763,033	10.19%
PUBLIC WORKS	243,567	11,868	17,789	7.30%
<b>Total</b>	<b>\$ 318,931,919</b>	<b>\$ 18,353,588</b>	<b>\$ 33,705,458</b>	<b>10.57%</b>

\*FM02- 16.67% of the fiscal year is expired

*PRIDE = Professional • Results • Innovation • Dedication • Ethical*



*Building on our legacy, illuminating innovation, succeeding beyond borders.  
est. 1850*

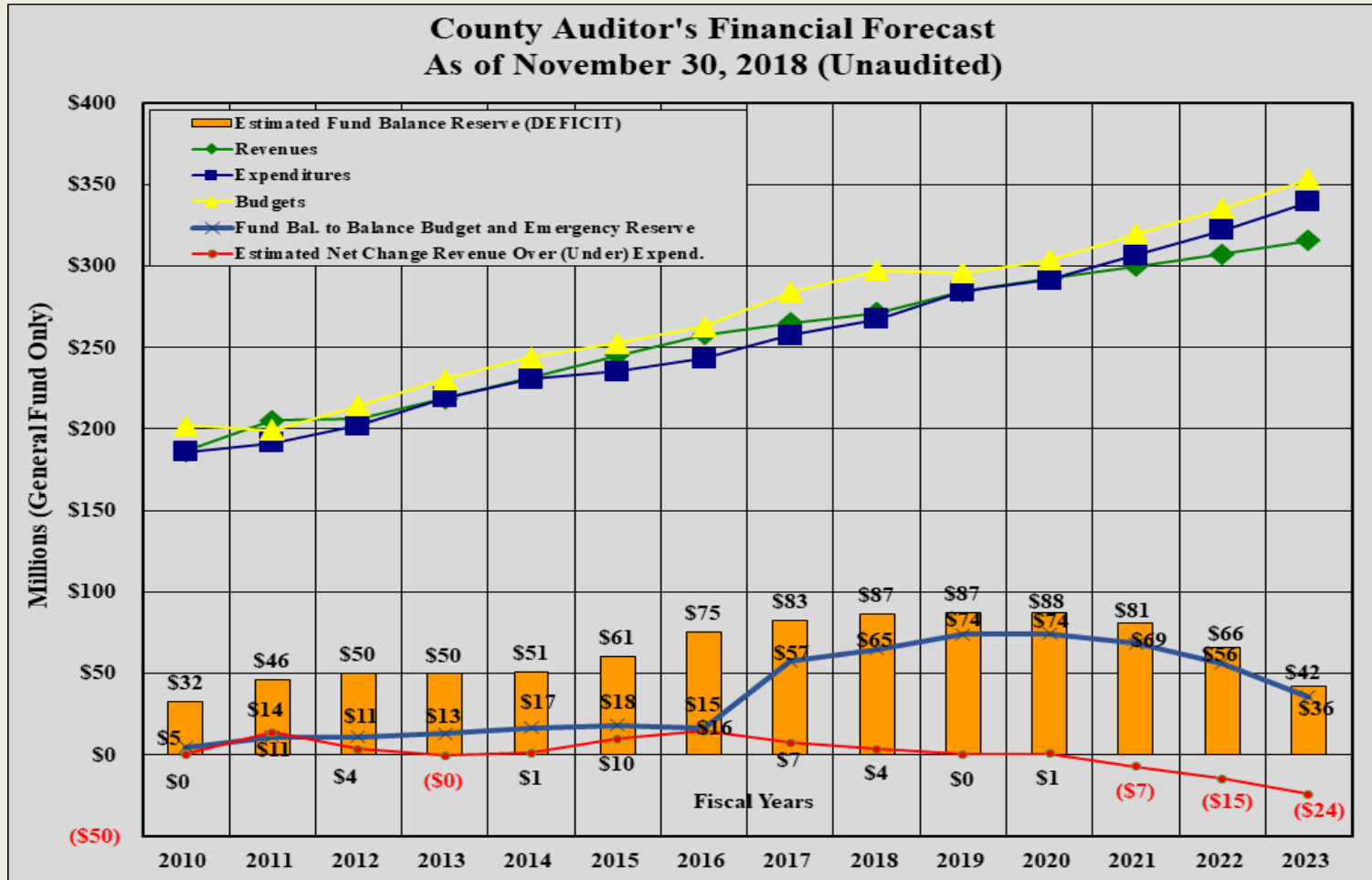
# Fund Balance

*PRIDE = Professional • Results • Innovation • Dedication • Ethical*



Building on our legacy, illuminating innovation, succeeding beyond borders.  
est. 1850

### County Auditor's Financial Forecast As of November 30, 2018 (Unaudited)



PRIDE = Professional • Results • Innovation • Dedication • Ethical





*Building on our legacy, illuminating innovation, succeeding beyond borders.  
est. 1850*



*PRIDE = Professional • Results • Innovation • Dedication • Ethical*