

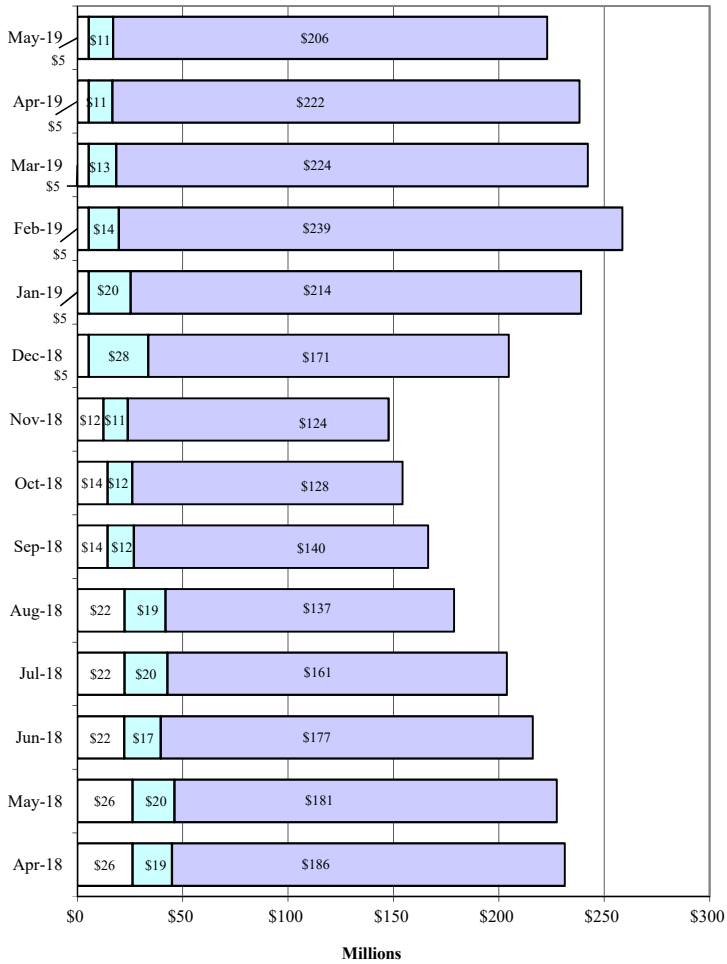
**County of El Paso
Investment Portfolio
As of May 31, 2019**

Type of Fund	TEXPOOL PRIME			TEXPOOL		Agency Notes at Par Value	Total
	Principal	YTD Interest	Apr Interest	Total	Total		
General Fund & Others:							
Texpool Prime-General Fund	\$ 138,392,911.80	\$ 1,642,306.28	\$ 309,367.62	\$ 140,344,585.70		\$ 140,344,585.70	
Texpool Prime-County Attorney Bad Check Trust Fund	118,500.00	192.10	256.73	118,948.83		118,948.83	
Texpool Prime-Boarder Crime Seizures	217,000.00	353.07	470.14	217,823.21		217,823.21	
Texpool Prime-County Tourist & Promotion	3,392,278.96	50,845.91	7,447.58	3,450,572.45		3,450,572.45	
Texpool Prime-County Coliseum Tourist Promotion	68,013.68	1,179.47	141.75	69,334.90		69,334.90	
Texpool Prime-Commissary Profit	781,882.61	10,176.65	1,700.51	793,759.77		793,759.77	
Texpool Prime-Court Records Preservation Fund	231,922.94	3,390.08	508.99	235,822.01		235,822.01	
Texpool Prime-Court Reporter Service Fund	50,000.00	724.61	109.72	50,834.33		50,834.33	
Texpool Prime-Co. Attorney's Commissions	126,448.99	1,566.05	304.70	128,319.74		128,319.74	
Texpool Prime-Co. Attorney's Supplement Account	80,969.49	1,188.89	177.71	82,336.09		82,336.09	
Texpool Prime-County Clerk's Record's Management & Preservation	1,462,824.10	20,600.65	3,208.69	1,486,633.44		1,486,633.44	
Texpool Prime-County Clerk's Vital Statistics	253,057.08	3,798.48	555.59	257,411.15		257,411.15	
Texpool Prime-DA Food Stamp Fraud	185,000.00	301.00	400.81	185,701.81		185,701.81	
Texpool Prime-Dist Courts Records Archives	516,729.99	7,585.28	1,134.11	525,449.38		525,449.38	
Texpool Prime-Elections Contracted Services-T&A	708,000.00	1,540.90	2,040.59	711,581.49		711,581.49	
Texpool Prime-Juvenile Probation National School	119,000.00	179.85	257.79	119,437.64		119,437.64	
Texpool Prime-Juvenile Probation Supervision Fund	263,210.83	4,260.37	578.55	268,049.75		268,049.75	
Texpool Prime-Law Library	126,080.26	1,904.51	276.84	128,261.61		128,261.61	
Texpool Prime-Justice Court Building Fund	287,556.18	4,212.64	631.11	292,399.93		292,399.93	
Texpool Prime-Justice Court Technology Fund	395,117.45	5,986.43	867.60	401,971.48		401,971.48	
Texpool Prime-Courthouse Security	434,271.61	6,359.28	953.09	441,583.98		441,583.98	
Texpool Prime-Transportation Fee Fund	-	5,022.01	584.76	5,606.77		5,606.77	
Texpool Prime-Road & Bridge	7,222,261.81	114,825.68	15,870.36	7,352,957.85		7,352,957.85	
Texpool Prime-Juvenile Probation Restitution	132,500.00	205.40	284.08	132,989.48		132,989.48	
Texpool Prime-Project Care Electric	5,254,777.78	77,146.79	11,533.13	5,343,457.70		5,343,457.70	
Texpool Prime-Probate Judiciary Support	179,083.72	2,923.17	393.69	182,400.58		182,400.58	
Texpool Prime-Solid Waste	41,558.07	610.19	91.21	42,259.47		42,259.47	
Texpool Prime-Water System Repairs	8,308.41	121.99	18.24	8,448.64		8,448.64	
Texpool Prime-Vista Del Este Water	1,082,668.73	15,896.93	2,376.23	1,100,941.89		1,100,941.89	
Texpool Prime-Debt Service Cert. Of Oblig-2001	239,201.92	6,319.62	505.12	246,026.66		246,026.66	
Texpool Prime-G.O. Refund Bonds, Series 2011	4,902.31	547.36	9.69	5,459.36		5,459.36	
Texpool Prime-Debt Service Cert. Of Oblig, 2012	304,108.53	9,502.31	643.85	314,254.69		314,254.69	
Texpool Prime-G.O. Refund Bonds, Series 2015	388,089.78	3,735.60	839.12	392,664.50		392,664.50	
Texpool Prime-G.O. Refund Bonds, Taxable 2015A	122,403.18	2,498.63	261.63	125,163.44		125,163.44	
Texpool Prime-G.O. Refund Bonds, Series 2016A	1,046,076.21	26,083.16	2,282.60	1,074,441.97		1,074,441.97	
Texpool Prime-G.O. Refund Bonds, Taxable 2016B	489,662.92	10,772.28	1,042.26	501,477.46		501,477.46	
Texpool Prime-Debt Service Cert. Of Oblig-2016C	286,377.10	2,241.81	620.56	289,239.47		289,239.47	
Texpool Prime-Taxable Cert. Of Oblig, Series 2016D	58,749.96	678.48	127.41	59,555.85		59,555.85	
Texpool Prime-G.O. Refunding Bonds Series, 2017	1,093,897.89	12,292.11	2,366.71	1,108,556.71		1,108,556.71	
Texpool Prime-Debt Service Cert. Of Oblig-2017	18,800.00	193.88	41.05	19,034.93		19,034.93	
Texpool Prime-Health & Life	3,526,513.42	55,349.63	7,747.70	3,589,610.75		3,589,610.75	
Texpool-General Fund	2,236,203.23	60,346.69	4,682.11	2,301,232.03		2,301,232.03	
Texpool-Road & Bridge	129,436.90	1,756.94	267.47	131,461.31		131,461.31	
Texpool-County Law Library	39,018.17	529.62	80.63	39,628.42		39,628.42	
Texpool- East Montana Enterprise	1,256,025.70	17,048.90	2,595.49	1,275,670.09		1,275,670.09	
Texpool-East Montana Reserve	103,612.85	1,406.41	214.11	105,233.37		105,233.37	
Texpool-Commissary Profit	188,512.23	2,558.81	389.55	191,460.59		191,460.59	
Texpool-Project Care Electric	38,564.35	523.47	79.69	39,167.51		39,167.51	
Texpool-Co. Attorney's Commissions	42,862.74	581.80	88.57	43,533.11		43,533.11	
Texpool-Health & Life	50,094.41	5,153.33	112.66	55,360.40		55,360.40	
Capital Projects Funds:							
Texpool Prime-CP-Co. Capital Improvement	9,279,280.41	106,910.52	20,302.64	9,406,493.57		9,406,493.57	
Texpool Prime-CP Capital Project 2012	20,709,760.97	391,581.12	47,235.44	21,148,577.53		21,148,577.53	
Texpool Prime-Capital Projects-County Tax Capital Projects 2016C	2,352,976.62	36,881.71	5,369.42	2,395,227.75		2,395,227.75	
Texpool Prime-Capital Projects-County Capital Projects 2016D	880,857.41	13,277.74	1,934.04	896,069.19		896,069.19	
Texpool-County Capital Improvement	115,755.15	1,571.21	239.20	117,565.56		117,565.56	
Texpool-County Capital Projects 2007	1,081,722.62	15,423.58	2,236.82	1,099,383.02		1,099,383.02	
Total All Investments	208,215,401.47	2,771,171.38	464,857.46	211,451,430.31		211,451,430.31	
Total Texpool Prime	\$ 202,933,593.12	\$ 2,664,270.62	\$ 453,871.16	\$ 206,051,734.90		\$ 206,051,734.90	
Total Texpool	5,281,808.35	106,900.76	10,986.30	5,399,695.41		5,399,695.41	
Totals	\$208,215,401.47	\$2,771,171.38	\$464,857.46	\$211,451,430.31		\$211,451,430.31	

Now Account Cash
General Fund
Consolidated Funds

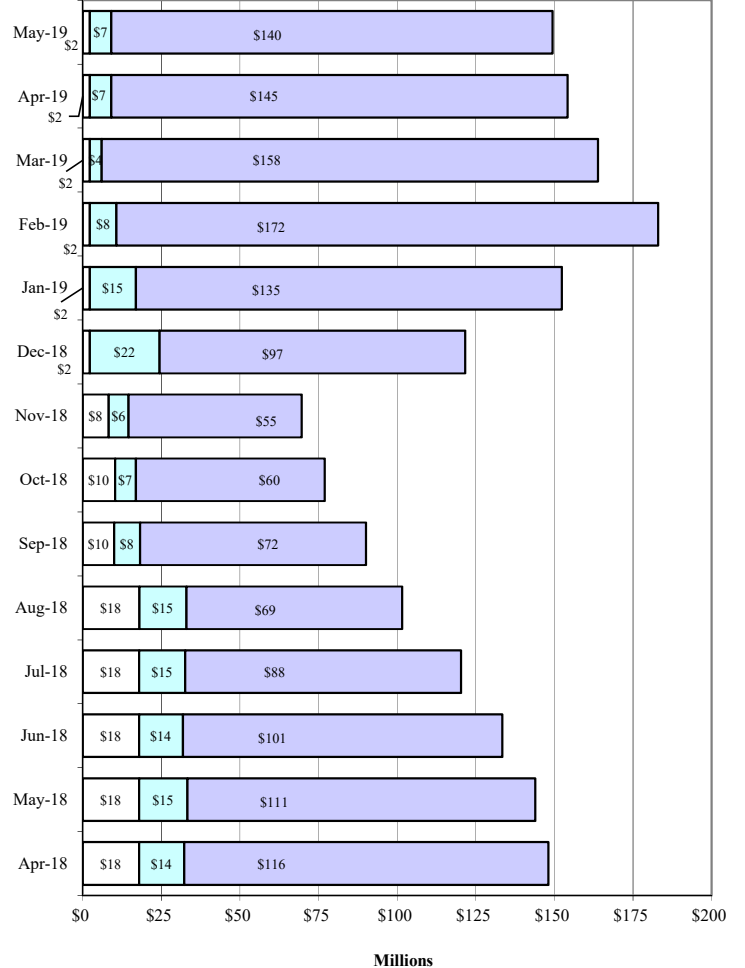
\$6,802,743.23
\$11,493,682.63

Investment Portfolio All Funds



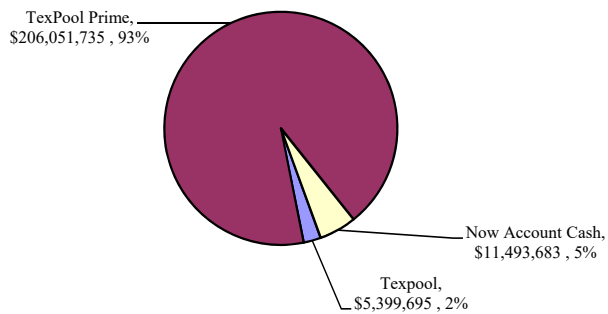
□ Texpool □ Now Account Cash □ TexPool Prime

Investment Portfolio General Fund



□ Texpool □ Now Account Cash □ TexPool Prime

Investment Portfolio All Funds, May 2019



Investment Portfolio General Fund, May 2019

