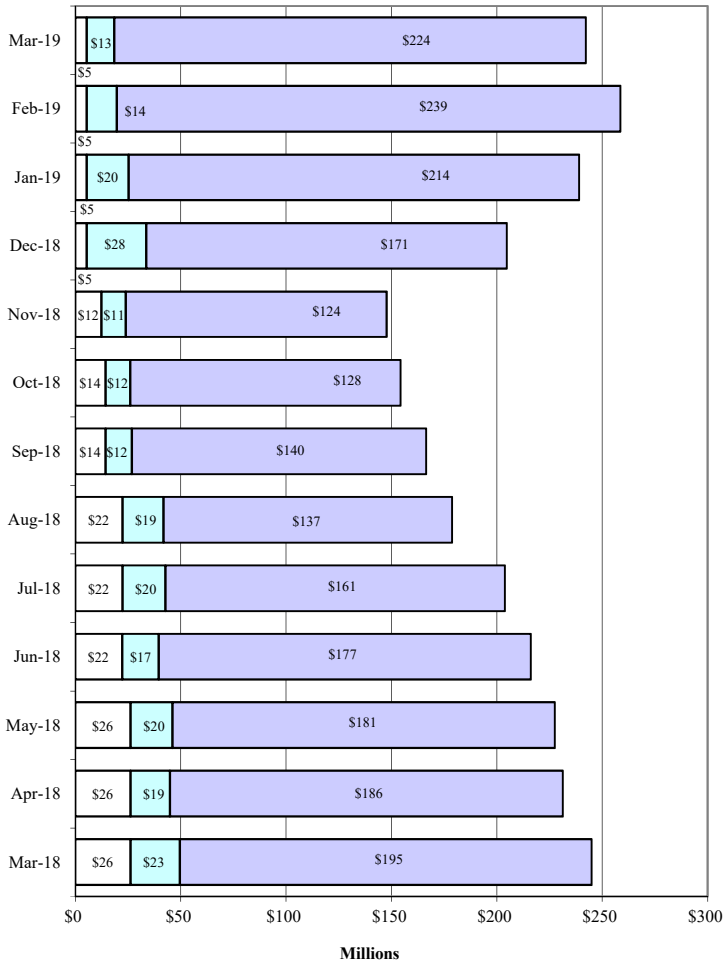


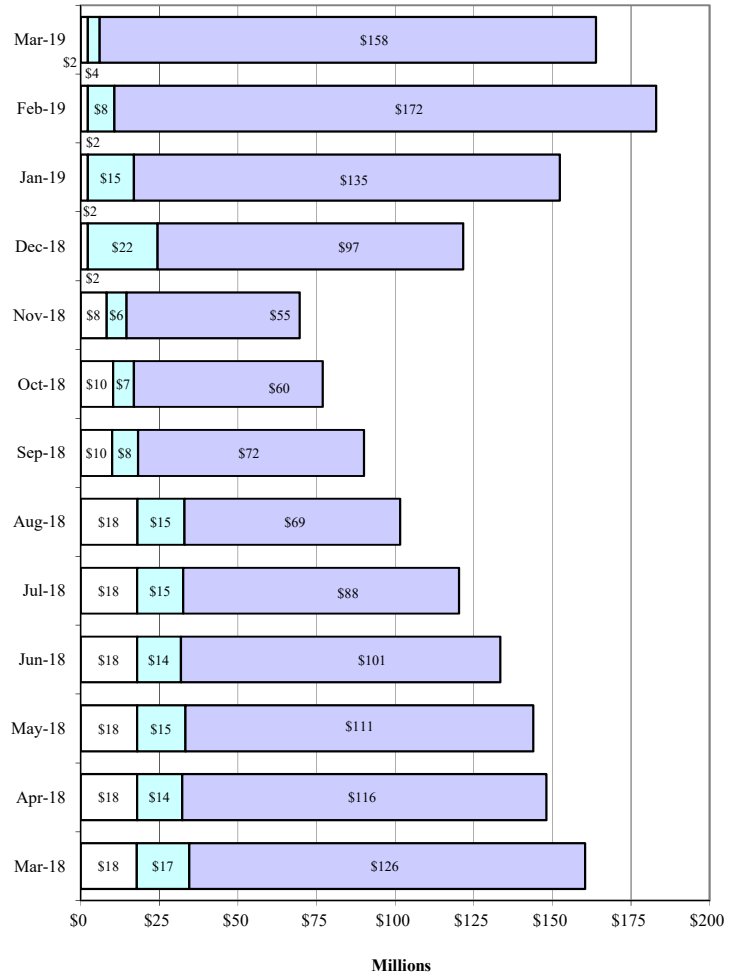
**County of El Paso  
Investment Portfolio  
As of March 31, 2019**

Type of Fund	TEXPOOL PRIME		TEXPOOL		Agency Notes at Par Value	Total
	Principal	YTD Interest	Mar Interest	Total		
<b>General Fund &amp; Others:</b>						
Texpool Prime-General Fund	\$ 156,508,601.80	\$ 955,490.38	\$ 366,268.59	\$ 157,830,360.77	\$	157,830,360.77
Texpool Prime-County Tourist & Promotion	3,392,278.96	35,939.80	7,610.39	3,435,829.15		3,435,829.15
Texpool Prime-County Coliseum Tourist Promotion	52,013.68	950.23	116.53	53,080.44		53,080.44
Texpool Prime-Commissary Profit	710,882.61	7,018.85	1,579.60	719,481.06		719,481.06
Texpool Prime-Court Records Preservation Fund	231,922.94	2,375.94	515.53	234,814.41		234,814.41
Texpool Prime-Court Reporter Service Fund	50,000.00	506.00	111.13	50,617.13		50,617.13
Texpool Prime-Co. Attorney's Commissions	101,448.99	1,045.94	225.52	102,720.45		102,720.45
Texpool Prime-Co. Attorney's Supplement Account	80,969.49	834.81	179.99	81,984.29		81,984.29
Texpool Prime-County Clerk's Record's Management & Preservation	1,462,824.10	14,207.48	3,249.91	1,480,281.49		1,480,281.49
Texpool Prime-County Clerk's Vital Statistics	253,057.08	2,691.51	562.72	256,311.31		256,311.31
Texpool Prime-Dist Courts Records Archives	516,729.99	5,325.61	1,148.68	523,204.28		523,204.28
Texpool Prime-Juvenile Probation Supervision Fund	263,210.83	3,107.65	585.97	266,904.45		266,904.45
Texpool Prime-Law Library	126,080.26	1,352.92	280.40	127,713.58		127,713.58
Texpool Prime-Justice Court Building Fund	287,556.18	2,955.19	639.21	291,150.58		291,150.58
Texpool Prime-Justice Court Technology Fund	395,117.45	4,257.77	878.75	400,253.97		400,253.97
Texpool Prime-Courthouse Security	434,271.61	4,460.27	965.34	439,697.22		439,697.22
Texpool Prime-Transportation Fee Fund	641,280.00	2,982.32	1,011.47	645,273.79		645,273.79
Texpool Prime-Road & Bridge	7,222,261.81	83,204.77	16,074.19	7,321,540.77		7,321,540.77
Texpool Prime-Project Care Electric	5,254,777.78	54,167.58	11,681.27	5,320,626.63		5,320,626.63
Texpool Prime-Probate Judiciary Support	199,083.72	2,052.57	442.56	201,578.85		201,578.85
Texpool Prime-Solid Waste	41,558.07	428.46	92.38	42,078.91		42,078.91
Texpool Prime-Water System Repairs	8,308.41	85.66	18.47	8,412.54		8,412.54
Texpool Prime-Vista Del Este Water	1,082,668.73	11,162.39	2,406.76	1,096,237.88		1,096,237.88
Texpool Prime-Debt Service Cert. Of Oblig-2001	188,401.92	5,501.15	376.32	194,279.39		194,279.39
Texpool Prime-G.O. Refund Bonds, Series 2011	2,802.31	533.76	5.94	3,342.01		3,342.01
Texpool Prime-Debt Service Cert. Of Oblig. 2012	236,108.53	8,471.31	471.37	245,051.21		245,051.21
Texpool Prime-G.O. Refund Bonds, Series 2015	372,589.78	2,120.52	808.73	375,519.03		375,519.03
Texpool Prime-G.O. Refund Bonds, Taxable 2015A	104,603.18	2,043.29	217.74	106,864.21		106,864.21
Texpool Prime-G.O. Refund Bonds, Series 2016A	973,376.21	21,802.81	2,119.45	997,298.47		997,298.47
Texpool Prime-G.O. Refund Bonds, Taxable 2016B	411,662.92	8,982.30	849.35	421,494.57		421,494.57
Texpool Prime-Debt Service Cert. Of Oblig-2016C	279,677.10	1,012.53	627.19	281,316.82		281,316.82
Texpool Prime-Taxable Cert. Of Oblig. Series 2016D	56,349.96	384.05	171.77	56,905.78		56,905.78
Texpool Prime-G.O. Refunding Bonds Series, 2017	1,042,997.89	7,764.75	2,261.65	1,053,024.29		1,053,024.29
Texpool Prime-Debt Service Cert. Of Oblig-2017	18,100.00	115.66	39.12	18,254.78		18,254.78
Texpool Prime-Health & Life	3,526,513.42	39,912.71	7,847.21	3,574,273.34		3,574,273.34
Texpool-General Fund	2,236,203.23	51,066.55	4,694.11	2,291,963.89		2,291,963.89
Texpool-Road & Bridge	129,436.90	1,226.80	268.16	130,931.86		130,931.86
Texpool-County Law Library	39,018.17	369.81	80.84	39,468.82		39,468.82
Texpool- East Montana Enterprise	1,256,025.70	11,904.52	2,602.15	1,270,532.37		1,270,532.37
Texpool-East Montana Reserve	103,612.85	982.03	214.66	104,809.54		104,809.54
Texpool-Commissary Profit	188,512.23	1,786.71	390.55	190,689.49		190,689.49
Texpool-Project Care Electric	38,564.35	365.52	79.89	39,009.76		39,009.76
Texpool-Co. Attorney's Commissions	42,862.74	406.24	88.80	43,357.78		43,357.78
Texpool-Health & Life	50,094.41	4,930.08	112.94	55,137.43		55,137.43
<b>Capital Projects Funds:</b>						
Texpool Prime-CP-Co. Capital Improvement	6,279,280.41	74,527.66	13,980.27	6,367,788.34		6,367,788.34
Texpool Prime-CP Capital Project 2012	25,359,760.97	280,242.64	57,052.26	25,697,055.87		25,697,055.87
Texpool Prime-Capital Projects-County Tax Capital Projects 2016C	2,502,976.62	25,935.58	5,564.36	2,534,476.56		2,534,476.56
Texpool Prime-Capital Projects-County Capital Projects 2016D	905,857.41	9,339.45	2,013.71	917,210.57		917,210.57
Texpool-County Capital Improvement	115,755.15	1,097.11	239.81	117,092.07		117,092.07
Texpool-County Capital Projects 2007	1,081,722.62	10,990.12	2,242.55	1,094,955.29		1,094,955.29
<b>Total All Investments</b>	<b>226,859,771.47</b>	<b>1,770,419.76</b>	<b>522,066.26</b>	<b>229,152,257.49</b>		<b>229,152,257.49</b>
Total Texpool Prime	221,577,963.12	1,685,294.27	511,051.80	223,774,309.19		223,774,309.19
Total Texpool	5,281,808.35	85,125.49	11,014.46	5,377,948.30		5,377,948.30
<b>Totals</b>	<b>\$ 226,859,771.47</b>	<b>\$ 1,770,419.76</b>	<b>\$ 522,066.26</b>	<b>\$ 229,152,257.49</b>		<b>\$ 229,152,257.49</b>
<b>Now Account Cash</b>						
<b>General Fund</b>					\$	<b>3,689,776.80</b>
<b>Consolidated Funds</b>					\$	<b>13,002,980.20</b>

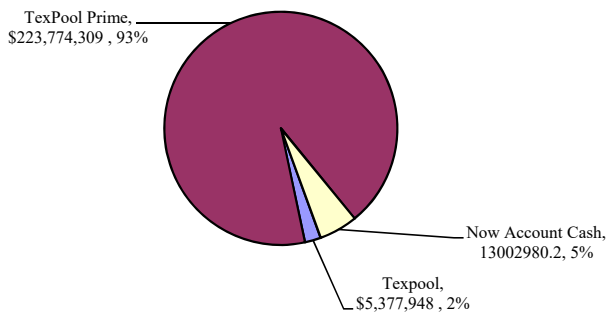
### Investment Portfolio All Funds



### Investment Portfolio General Fund



### Investment Portfolio All Funds, March 2019



### Investment Portfolio General Fund, March 2019

