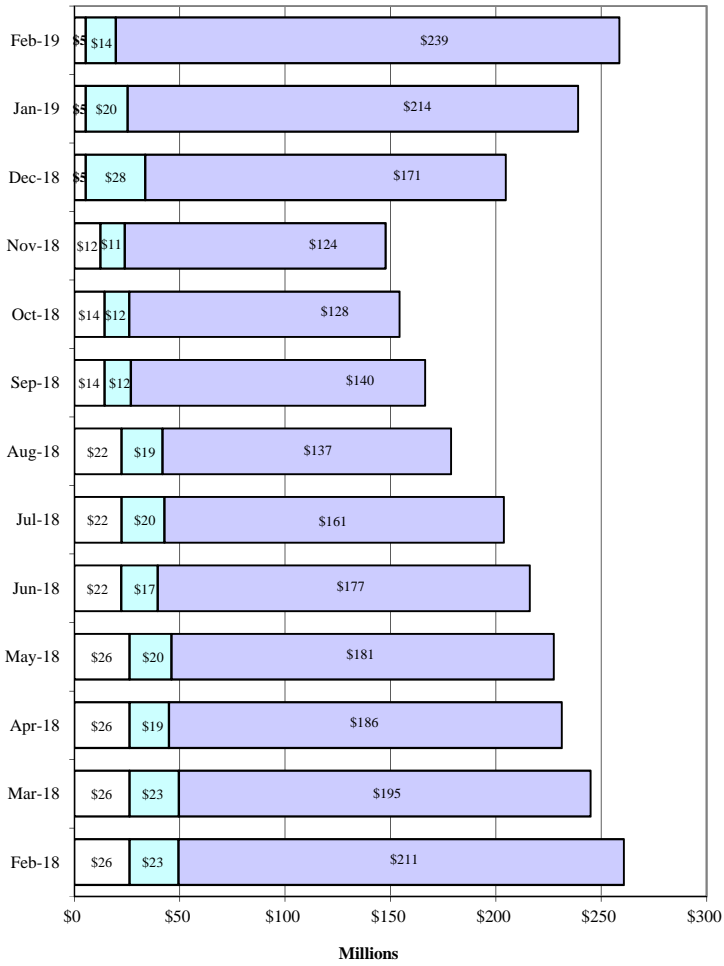


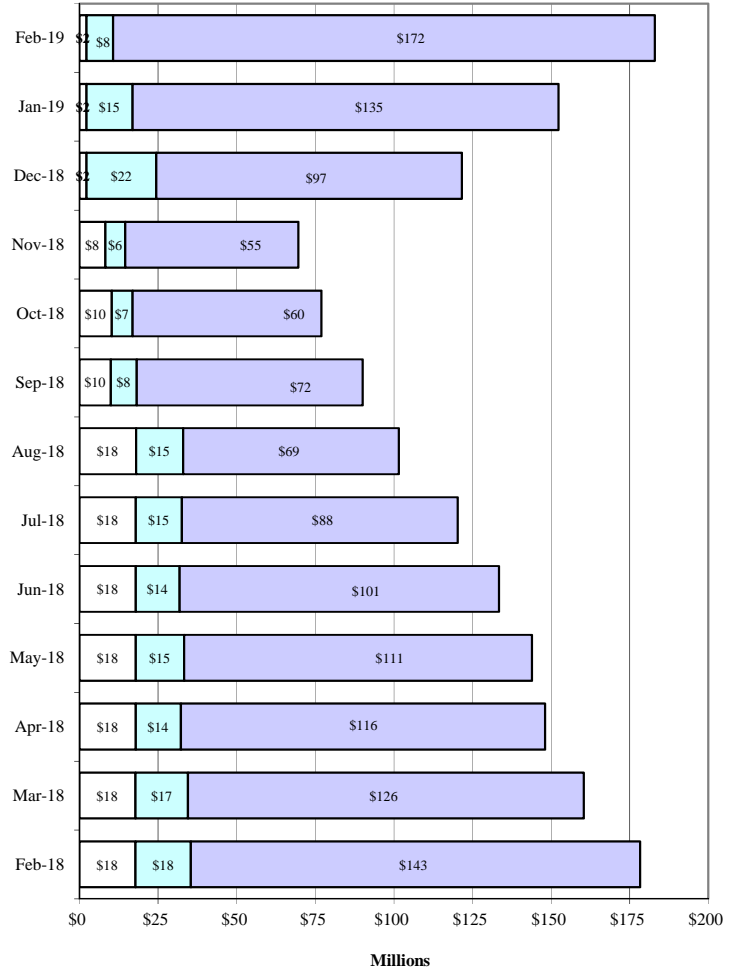
County of El Paso
Investment Portfolio
As of February 28, 2019

Type of Fund	TEXPOOL PRIME		TEXPOOL		Total	Agency Notes at Par Value	Total
	Principal	YTD Interest	Feb Interest	Total			
General Fund & Others:							
Texpool Prime-General Fund	\$ 171,308,301.80	\$ 640,668.88	\$ 314,821.50	\$ 172,263,792.18		\$ 172,263,792.18	
Texpool Prime-County Tourist & Promotion	3,442,278.96	29,036.81	6,902.99	3,478,218.76		3,478,218.76	
Texpool Prime-County Coliseum Tourist Promotion	52,013.68	845.12	105.11	52,963.91		52,963.91	
Texpool Prime-Commissary Profit	710,882.61	5,594.08	1,424.77	717,901.46		717,901.46	
Texpool Prime-Court Records Preservation Fund	231,922.94	1,910.94	465.00	234,298.88		234,298.88	
Texpool Prime-Court Reporter Service Fund	50,000.00	405.75	100.25	50,506.00		50,506.00	
Texpool Prime-Co. Attorney's Commissions	101,448.99	842.53	203.41	102,494.93		102,494.93	
Texpool Prime-Co. Attorney's Supplement Account	80,969.49	672.45	162.36	81,804.30		81,804.30	
Texpool Prime-County Clerk's Record's Management & Preservation	1,462,824.10	11,276.11	2,931.37	1,477,031.58		1,477,031.58	
Texpool Prime-County Clerk's Vital Statistics	253,057.08	2,183.94	507.57	255,748.59		255,748.59	
Texpool Prime-Dist Courts Records Archives	516,729.99	4,289.51	1,036.10	522,055.60		522,055.60	
Texpool Prime-Juvenile Probation Supervision Fund	263,210.83	2,579.11	528.54	266,318.48		266,318.48	
Texpool Prime-Law Library	126,080.26	1,099.99	252.93	127,433.18		127,433.18	
Texpool Prime-Justice Court Building Fund	287,556.18	2,378.63	576.56	290,511.37		290,511.37	
Texpool Prime-Justice Court Technology Fund	395,117.45	3,465.16	792.61	399,375.22		399,375.22	
Texpool Prime-Courthouse Security	434,271.61	3,589.55	870.72	438,731.88		438,731.88	
Texpool Prime-Transportation Fee Fund	398,490.00	2,409.94	572.38	401,472.32		401,472.32	
Texpool Prime-Road & Bridge	7,222,261.81	68,706.04	14,498.73	7,305,466.58		7,305,466.58	
Texpool Prime-Project Care Electric	5,254,777.78	43,631.22	10,536.36	5,308,945.36		5,308,945.36	
Texpool Prime-Probate Judiciary Support	199,083.72	1,653.38	399.19	201,136.29		201,136.29	
Texpool Prime-Solid Waste	41,558.07	345.13	83.33	41,986.53		41,986.53	
Texpool Prime-Water System Repairs	8,308.41	69.00	16.66	8,394.07		8,394.07	
Texpool Prime-Vista Del Este Water	1,082,668.73	8,991.53	2,170.86	1,093,831.12		1,093,831.12	
Texpool Prime-Debt Service Cert. Of Oblig-2001	126,701.92	3,838.99	1,662.16	132,203.07		132,203.07	
Texpool Prime-G.O. Refund Bonds, Series 2011	802.31	441.76	92.00	1,336.07		1,336.07	
Texpool Prime-Debt Service Cert. Of Oblig. 2012	154,208.53	6,149.46	2,321.85	162,679.84		162,679.84	
Texpool Prime-G.O. Refund Bonds, Series 2015	353,489.78	1,239.25	881.27	355,610.30		355,610.30	
Texpool Prime-G.O. Refund Bonds, Taxable 2015A	84,303.18	1,404.93	638.36	86,346.47		86,346.47	
Texpool Prime-G.O. Refund Bonds, Series 2016A	886,476.21	17,313.50	4,489.31	908,279.02		908,279.02	
Texpool Prime-G.O. Refund Bonds, Taxable 2016B	317,962.92	6,240.10	2,742.20	326,945.22		326,945.22	
Texpool Prime-Debt Service Cert. Of Oblig-2016C	289,727.10	510.47	502.06	290,739.63		290,739.63	
Texpool Prime-Taxable Cert. Of Oblig. Series 2016D	111,149.96	191.15	192.90	111,534.01		111,534.01	
Texpool Prime-G.O. Refunding Bonds Series, 2017	981,297.89	4,992.58	2,772.17	989,062.64		989,062.64	
Texpool Prime-Debt Service Cert. Of Oblig-2017	16,800.00	85.78	29.88	16,915.66		16,915.66	
Texpool Prime-Health & Life	3,526,513.42	32,834.71	7,078.00	3,566,426.13		3,566,426.13	
Texpool-General Fund	2,236,203.23	46,841.88	4,224.67	2,287,269.78		2,287,269.78	
Texpool-Road & Bridge	129,436.90	986.96	239.84	130,663.70		130,663.70	
Texpool-County Law Library	39,018.17	297.51	72.30	39,387.98		39,387.98	
Texpool - East Montana Enterprise	1,256,025.70	9,577.14	2,327.38	1,267,930.22		1,267,930.22	
Texpool-East Montana Reserve	103,612.85	790.04	191.99	104,594.88		104,594.88	
Texpool-Commissary Profit	188,512.23	1,437.40	349.31	190,298.94		190,298.94	
Texpool-Project Care Electric	38,564.35	294.06	71.46	38,929.87		38,929.87	
Texpool-Co. Attorney's Commissions	42,862.74	326.82	79.42	43,268.98		43,268.98	
Texpool-Health & Life	50,094.41	4,829.10	100.98	55,024.49		55,024.49	
Capital Projects Funds:							
Texpool Prime-CP-Co. Capital Improvement	6,279,280.41	61,057.76	13,469.90	6,353,808.07		6,353,808.07	
Texpool Prime-CP Capital Project 2012	26,859,760.97	226,125.98	54,116.66	27,140,003.61		27,140,003.61	
Texpool Prime-Capital Projects-County Tax Capital Projects 2016C	2,502,976.62	20,916.61	5,018.97	2,528,912.20		2,528,912.20	
Texpool Prime-Capital Projects-County Capital Projects 2016D	905,857.41	7,523.12	1,816.33	915,196.86		915,196.86	
Texpool-County Capital Improvement	115,755.15	882.62	214.49	116,852.26		116,852.26	
Texpool-County Capital Projects 2007	1,081,722.62	9,010.58	1,979.54	1,092,712.74		1,092,712.74	
Total All Investments	242,602,931.47	1,302,785.06	467,634.70	244,373,351.23		244,373,351.23	
Total Texpool Prime	\$ 237,321,123.12	\$ 1,227,510.95	\$ 457,783.32	\$ 239,006,417.39		\$ 239,006,417.39	
Total Texpool	5,281,808.35	75,274.11	9,851.38	5,366,933.84		5,366,933.84	
Totals	\$ 242,602,931.47	\$ 1,302,785.06	\$ 467,634.70	\$ 244,373,351.23		\$ 244,373,351.23	
Now Account Cash							
General Fund						\$ 8,472,583.01	
Consolidated Funds						\$ 14,273,984.67	

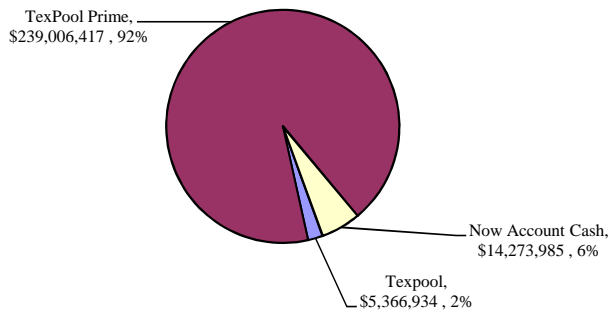
Investment Portfolio All Funds



Investment Portfolio General Fund



Investment Portfolio All Funds, February 2019



Investment Portfolio General Fund, February 2019

