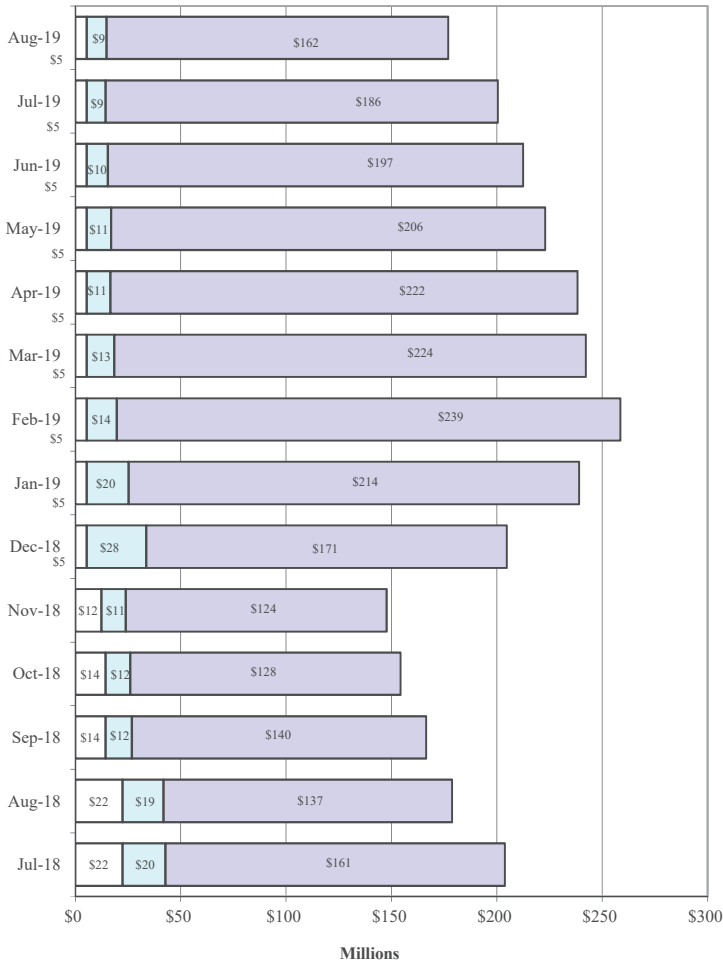


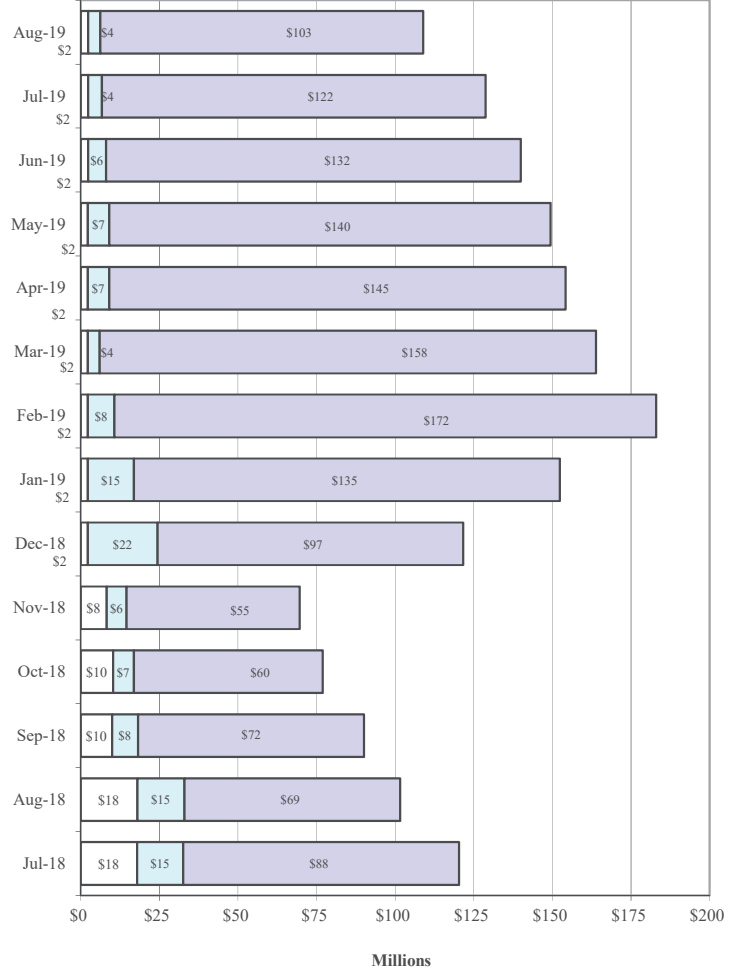
County of El Paso
Investment Portfolio
As of August 31, 2019

Type of Fund	TEXPOOL PRIME			TEXPOOL	Agency Notes at Par Value	Total
	Principal	YTD Interest	Aug Interest	Total		
General Fund & Others:						
MBIA-Texas CLASS						
MBIA-County Capital Projects 2007						
Texpool Prime-General Fund	\$99,961,611.89	\$2,496,498.98	\$219,868.68	\$102,677,979.55		\$102,677,979.55
Texpool Prime-County Attorney Bad Check Trust Fund	112,500.00	940.33	226.83	113,667.16		113,667.16
Texpool Prime-Boarder Crime Seizures		1,112.34	2.22	1,114.56		1,114.56
Texpool Prime-County Tourist & Promotion	3,392,278.96	72,788.87	6,907.03	3,471,974.86		3,471,974.86
Texpool Prime-County Coliseum Tourist Promotion	68,013.68	1,612.48	138.79	69,764.95		69,764.95
Texpool Prime-Commissary Profit	930,882.61	15,619.85	1,838.15	948,340.61		948,340.61
Texpool Prime-Court Records Preservation Fund	231,922.94	4,889.73	472.05	237,284.72		237,284.72
Texpool Prime-Court Reporter Service Fund	50,000.00	1,047.88	101.76	51,149.64		51,149.64
Texpool Prime-Co. Attorney's Commissions	140,448.99	2,462.74	284.87	143,196.60		143,196.60
Texpool Prime-Co. Attorney's Supplement Account	80,969.49	1,712.48	164.81	82,846.78		82,846.78
Texpool Prime-County Clerk's Record's Archives						
Texpool Prime-County Clerk's Record's Management & Preservation	1,462,824.10	30,054.49	2,975.81	1,495,854.40		1,495,854.40
Texpool Prime-County Clerk's Vital Statistics	253,057.08	5,435.41	515.26	259,007.75		259,007.75
Texpool Prime-DA Food Stamp Fraud	185,000.00	1,481.92	371.72	186,853.64		186,853.64
Texpool Prime-Dist Courts Records Archives	516,729.99	10,926.74	1,051.79	528,708.52		528,708.52
Texpool Prime-Elections Contracted Services-T&A	1,105,000.00	7,010.94	1,853.33	1,113,864.27		1,113,864.27
Texpool Prime-Juvenile Probation National School	43,500.00	984.03	93.73	44,577.76		44,577.76
Texpool Prime-Juvenile Probation Supervision Fund	263,210.83	5,964.97	536.56	269,712.36		269,712.36
Texpool Prime-Law Library	126,080.26	2,720.16	256.75	129,057.17		129,057.17
Texpool Prime-Justice Court Building Fund	287,556.18	6,072.09	585.29	294,213.56		294,213.56
Texpool Prime-Justice Court Technology Fund	395,117.45	8,542.65	804.63	404,464.73		404,464.73
Texpool Prime-Courthouse Security	434,271.61	9,167.41	883.92	444,322.94		444,322.94
Texpool Prime-Transportation Fee Fund	231,240.00			231,240.00		231,240.00
Texpool Prime-Road & Bridge	6,072,261.81	161,312.88	13,158.82	6,246,733.51		6,246,733.51
Texpool Prime-Juvenile Probation Restitution	109,500.00	1,029.74	220.33	110,750.07		110,750.07
Texpool Prime-Project Care Electric	5,254,777.78	111,127.07	10,696.03	5,376,600.88		5,376,600.88
Texpool Prime-Probate Judiciary Support	154,083.72	4,075.29	332.64	158,491.65		158,491.65
Texpool Prime-Solid Waste	41,558.07	878.93	84.59	42,521.59		42,521.59
Texpool Prime-Water System Repairs	8,308.41	175.72	16.91	8,501.04		8,501.04
Texpool Prime-Vista Del Este Water	1,082,668.73	22,898.07	2,203.76	1,107,770.56		1,107,770.56
Texpool Prime-Debt Service Cert. Of Oblig-2001	27,552.56	7,717.67	191.49	35,461.72		35,461.72
Texpool Prime-G.O. Refund Bonds, Series 2011			3.31	3.31		3.31
Texpool Prime-Debt Service Cert. Of Oblig. 2012	6,000.00		115.45	6,115.45		6,115.45
Texpool Prime-G.O. Refund Bonds, Series 2015	6,438.86	6,219.48	321.62	12,979.96		12,979.96
Texpool Prime-G.O. Refund Bonds, Taxable 2015A	6,954.16	3,281.01	108.98	10,344.15		10,344.15
Texpool Prime-G.O. Refund Bonds, Series 2016A	141,646.66	32,858.14	1,044.24	175,549.04		175,549.04
Texpool Prime-G.O. Refund Bonds, Taxable 2016B	28,482.08	13,883.27	434.08	42,799.43		42,799.43
Texpool Prime-Debt Service Cert. Of Oblig-2016C	290,496.89	4,085.38	587.19	295,169.46		295,169.46
Texpool Prime-Taxable Cert. Of Oblig. Series 2016D	59,033.11	1,053.86	118.35	60,205.32		60,205.32
Texpool Prime-G.O. Refunding Bonds Series, 2017	51,812.81	20,097.74	1,105.59	73,016.14		73,016.14
Texpool Prime-Debt Service Cert. Of Oblig-2017	1,341.37	313.67	19.85	1,674.89		1,674.89
Texpool Prime-Health & Life	3,126,513.42	77,632.33	6,386.92	3,210,532.67		3,210,532.67
Texpool-General Fund	2,286,203.23	74,391.26	4,353.50	2,364,947.99		2,364,947.99
Texpool-Road & Bridge	129,436.90	2,548.81	243.41	132,229.12		132,229.12
Texpool-County Law Library	39,018.17	768.33	73.38	39,859.88		39,859.88
Texpool- East Montana Enterprise	1,256,025.70	24,733.02	2,362.03	1,283,120.75		1,283,120.75
Texpool-East Montana Reserve	103,612.85	2,040.29	194.85	105,847.99		105,847.99
Texpool-Commissary Profit	188,512.23	3,712.09	354.51	192,578.83		192,578.83
Texpool-Project Care Electric	38,564.35	759.40	72.52	39,396.27		39,396.27
Texpool-Co. Attorney's Commissions	42,862.74	844.02	80.61	43,787.37		43,787.37
Texpool-Health & Life	50,094.41	5,486.79	102.54	55,683.74		55,683.74
Capital Projects Funds:						
Texpool Prime-CP-Co. Capital Improvement	7,573,280.41	164,231.34	15,742.11	7,753,253.86		7,753,253.86
Texpool Prime-CP Capital Project 2012	20,409,760.97	527,658.88	42,218.31	20,979,638.16		20,979,638.16
Texpool Prime-Capital Projects-County Tax Capital Projects 2016C	2,352,976.62	52,313.15	4,794.54	2,410,084.31		2,410,084.31
Texpool Prime-Capital Projects-County Capital Projects 2016D	865,857.41	18,968.89	1,763.75	886,590.05		886,590.05
Texpool-County Capital Improvement	115,755.15	2,279.38	217.68	118,252.21		118,252.21
Texpool-County Capital Projects 2007	1,031,722.62	21,862.92	1,943.07	1,055,528.61		1,055,528.61
Total All Investments	163,225,330.26	4,058,285.31	351,600.94	167,635,216.51		167,635,216.51
Total Texpool Prime	\$157,943,521.91	\$3,918,859.00	\$341,602.84	\$162,203,983.75		\$162,203,983.75
Total Texpool	5,281,808.35	139,426.31	9,998.10	5,431,232.76		5,431,232.76
Totals	\$163,225,330.26	\$4,058,285.31	\$351,600.94	\$167,635,216.51		\$167,635,216.51
Now Account Cash						
General Fund						\$3,817,780.18
Consolidated Funds						\$9,353,697.89

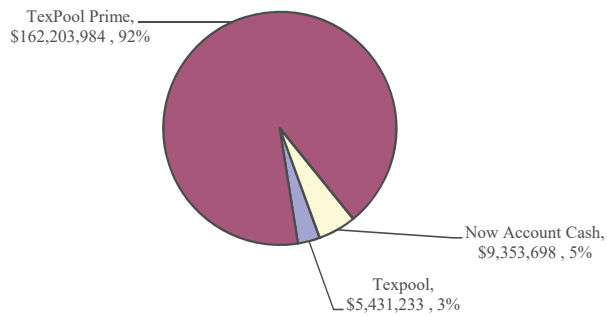
Investment Portfolio All Funds



Investment Portfolio General Fund



Investment Portfolio All Funds, August 2019



Investment Portfolio General Fund, August 2019

