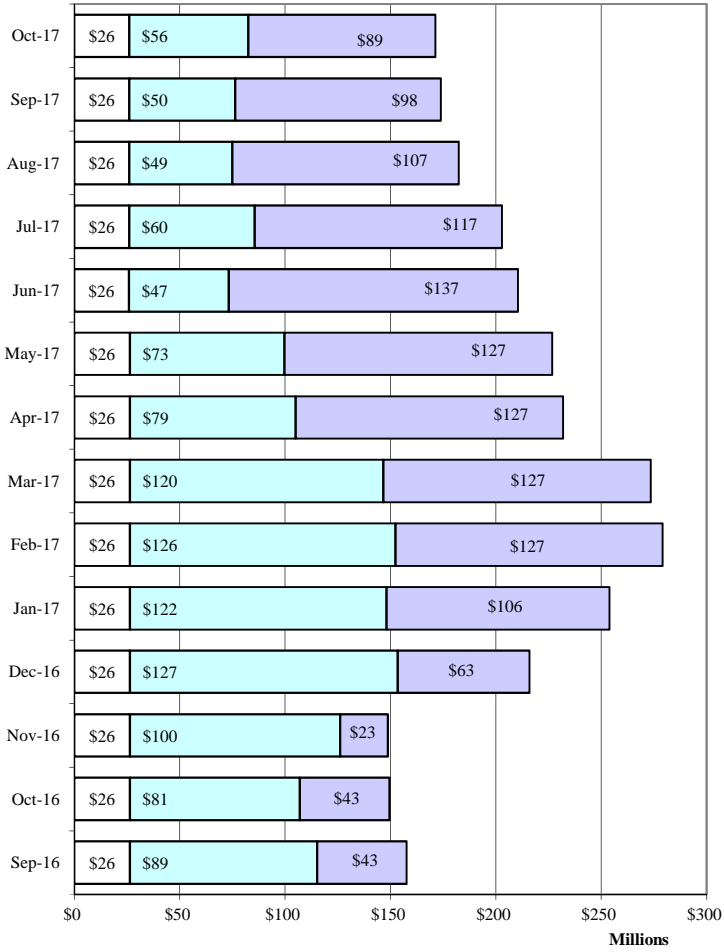


County of El Paso
Investment Portfolio
As of October 31, 2017

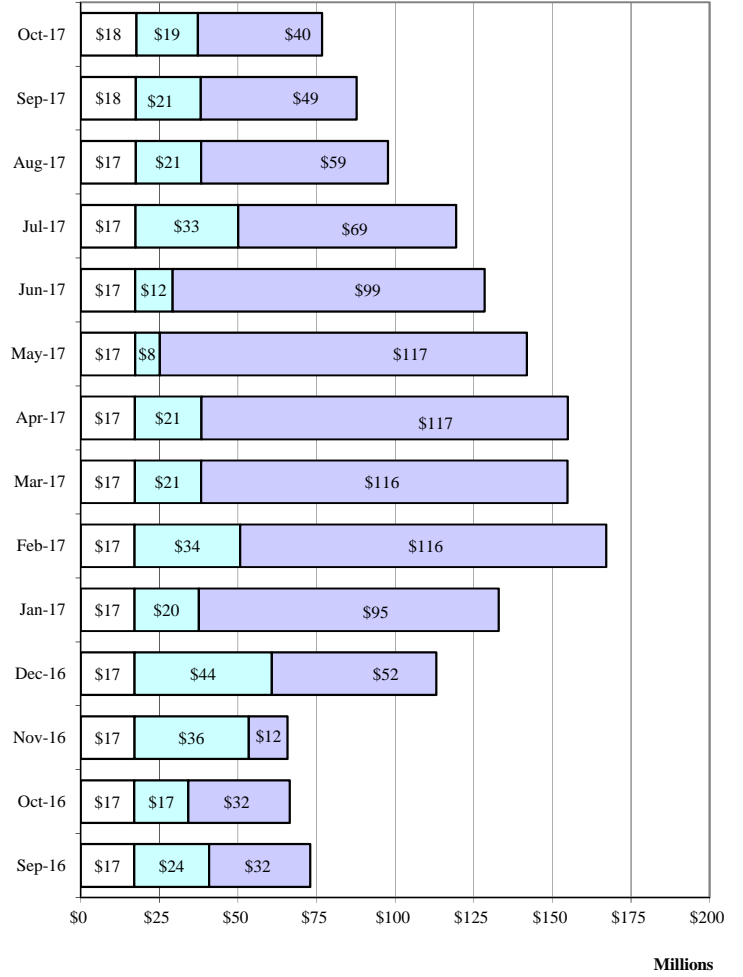
Type of Fund	TEXPOOL PRIME		TEXPOOL	Agency Notes at Par Value	Total
	Principal	YTD Interest	Oct Interest		
General Fund & Others:					
MBIA-Texas CLASS					
MBIA-County Capital Projects 2007					
Texpool Prime-General Fund	\$39,479,739.10		\$52,761.28	\$39,532,500.38	\$39,532,500.38
Texpool Prime-Road & Bridge	\$5,057,402.41		\$5,463.61	\$5,062,866.02	\$5,062,866.02
Texpool Prime-Project Care Electric	5,063,369.93		5,470.05	5,068,839.98	5,068,839.98
Texpool Prime-CP Capital Project 2012	29,110,562.01		31,448.69	29,142,010.70	29,142,010.70
Texpool Prime-Capital Projects-County Tax Capital Projects 2	2,004,521.59		2,165.52	2,006,687.11	2,006,687.11
Texpool Prime-Capital Projects-County Capital Projects 2016l	3,006,782.38		3,248.28	3,010,030.66	3,010,030.66
Texpool Prime-CP-Co. Capital Improvement	3,512,412.67		3,794.53	3,516,207.20	3,516,207.20
Texpool Prime-County Tax Capital Projects 2007A	335,851.27		362.83	336,214.10	336,214.10
Texpool Prime-Vista Del Este Water	1,064,000.00		740.14	1,064,740.14	1,064,740.14
Texpool-General Fund	17,750,895.76		15,508.64	17,766,404.40	17,766,404.40
Texpool-Road & Bridge	275,181.79		241.14	275,422.93	275,422.93
Texpool-County Law Library	38,424.04		33.67	38,457.71	38,457.71
Texpool- East Montana Enterprise	1,236,899.71		1,083.90	1,237,983.61	1,237,983.61
Texpool-East Montana Reserve	92,073.77		80.68	92,154.45	92,154.45
Texpool-Commissary Profit	185,641.68		162.68	185,804.36	185,804.36
Texpool-Project Care Electric	37,977.13		33.28	38,010.41	38,010.41
Texpool-Co. Attorney's Commissions	42,210.05		36.99	42,247.04	42,247.04
Texpool-Health & Life	4,996,229.64		4,378.16	5,000,607.80	5,000,607.80
Capital Projects Funds:					
Texpool-County Capital Improvement	163,231.15		143.04	163,374.19	163,374.19
Texpool-County Capital Projects 2007	1,178,470.86		1,079.21	1,179,550.07	1,179,550.07
Total All Investments	\$114,631,876.94		\$128,236.32	\$114,760,113.26	\$114,760,113.26
Total Texpool Prime	87,570,641.36		104,714.79	88,740,096.29	\$88,740,096.29
Total Texpool	25,997,235.58		22,781.39	26,020,016.97	26,020,016.97
Totals	\$113,567,876.94		\$127,496.18	\$114,760,113.26	\$114,760,113.26
Now Account Cash					
General Fund					19,461,153.52
Consolidated Funds					45,274,550.03

Investment Portfolio All Funds



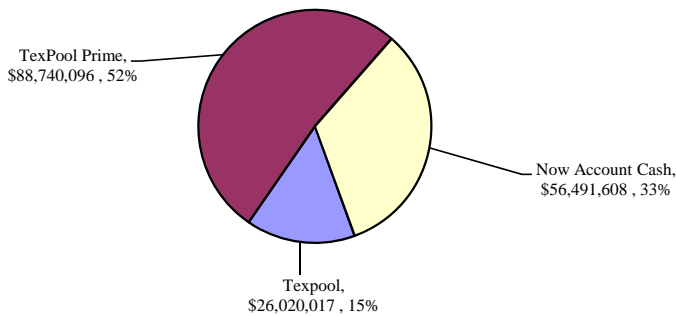
□ Texpool □ Now Account Cash □ TexPool Prime

Investment Portfolio General Fund



□ Texpool □ Now Account Cash □ TexPool Prime

Investment Portfolio All Funds, October 2017



Investment Portfolio General Fund, October 2017

