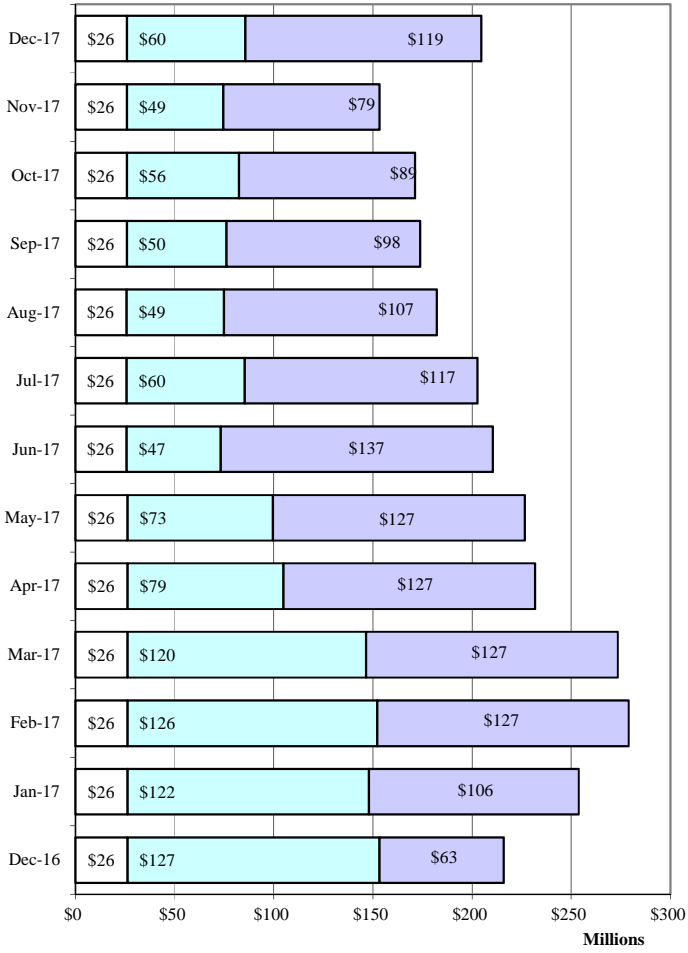


**County of El Paso
Investment Portfolio
As of December 31, 2017**

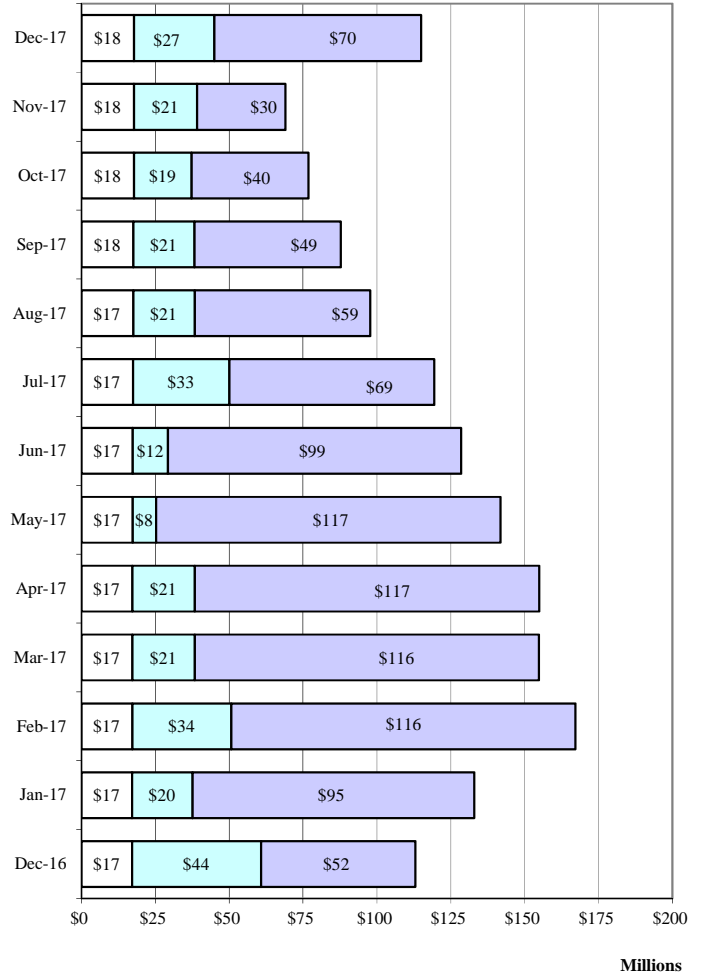
Type of Fund	TEXPOOL PRIME		TEXPOOL	Total	Agency Notes	Total
	Principal	YTD Interest	Dec Interest		at Par Value	
General Fund & Others:						
Texpool Prime-General Fund	\$69,879,739.10	\$86,865.16	\$35,003.20	\$70,001,607.46		\$70,001,607.46
Texpool Prime-Road & Bridge	\$5,057,402.41	\$10,800.88	\$5,990.48	\$5,074,193.77		\$5,074,193.77
Texpool Prime-Project Care Electric	5,063,369.93	10,813.61	5,997.54	5,080,181.08		5,080,181.08
Texpool Prime-CP Capital Project 2012	28,710,562.01	61,990.38	34,029.88	28,806,582.27		28,806,582.27
Texpool Prime-Capital Projects-County Tax Capital Projects 2016C	2,004,521.59	4,280.97	2,374.35	2,011,176.91		2,011,176.91
Texpool Prime-Capital Projects-County Capital Projects 2016D	3,006,782.38	6,421.45	3,561.52	3,016,765.35		3,016,765.35
Texpool Prime-CP-Co. Capital Improvement	3,512,412.67	7,501.31	4,160.44	3,524,074.42		3,524,074.42
Texpool Prime-County Tax Capital Projects 2007A	335,851.27	717.27	397.81	336,966.35		336,966.35
Texpool Prime-Vista Del Este Water	1,064,000.00	1,862.59	1,259.82	1,067,122.41		1,067,122.41
Texpool-General Fund	17,750,895.76	30,850.02	17,766.60	17,799,512.38		17,799,512.38
Texpool-Road & Bridge	275,181.79	478.97	275.43	275,936.19		275,936.19
Texpool-County Law Library	38,424.04	66.88	38.46	38,529.38		38,529.38
Texpool- East Montana Enterprise	1,236,899.71	2,152.91	1,238.00	1,240,290.62		1,240,290.62
Texpool-East Montana Reserve	92,073.77	160.26	92.16	92,326.19		92,326.19
Texpool-Commissary Profit	185,641.68	323.12	185.81	186,150.61		186,150.61
Texpool-Project Care Electric	37,977.13	66.10	38.00	38,081.23		38,081.23
Texpool-Co. Attorney's Commissions	42,210.05	73.47	42.25	42,325.77		42,325.77
Texpool-Health & Life	4,996,229.64	8,696.21	5,000.63	5,009,926.48		5,009,926.48
Capital Projects Funds:						
Texpool-County Capital Improvement	163,231.15	284.11	163.38	163,678.64		163,678.64
Texpool-County Capital Projects 2007	1,178,470.86	2,097.76	1,179.55	1,181,748.17		1,181,748.17
Total All Investments	\$144,631,876.94	\$236,503.43	\$118,795.31	\$144,987,175.68		\$144,987,175.68
Total Texpool Prime	118,634,641.36	191,253.62	92,775.04	118,918,670.02		\$118,918,670.02
Total Texpool	25,997,235.58	45,249.81	26,020.27	26,068,505.66		26,068,505.66
Totals	\$144,631,876.94	\$236,503.43	\$118,795.31	\$144,987,175.68		\$144,987,175.68
Now Account Cash						
General Fund						\$27,134,411.76
Consolidated Funds						\$59,775,485.80

Investment Portfolio All Funds



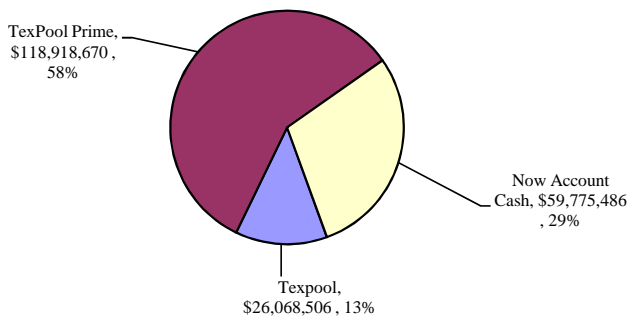
□ Texpool □ Now Account Cash □ TexPool Prime

Investment Portfolio General Fund



□ Texpool □ Now Account Cash □ TexPool Prime

Investment Portfolio All Funds, December 2017



Investment Portfolio General Fund, December 2017

