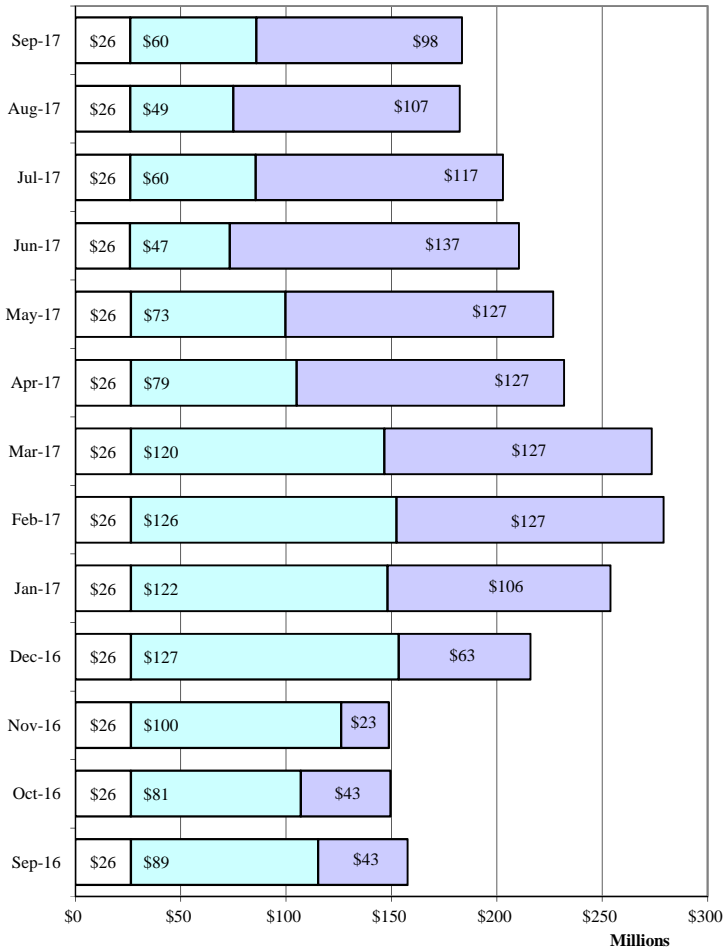


County of El Paso  
Investment Portfolio  
As of September 30, 2017

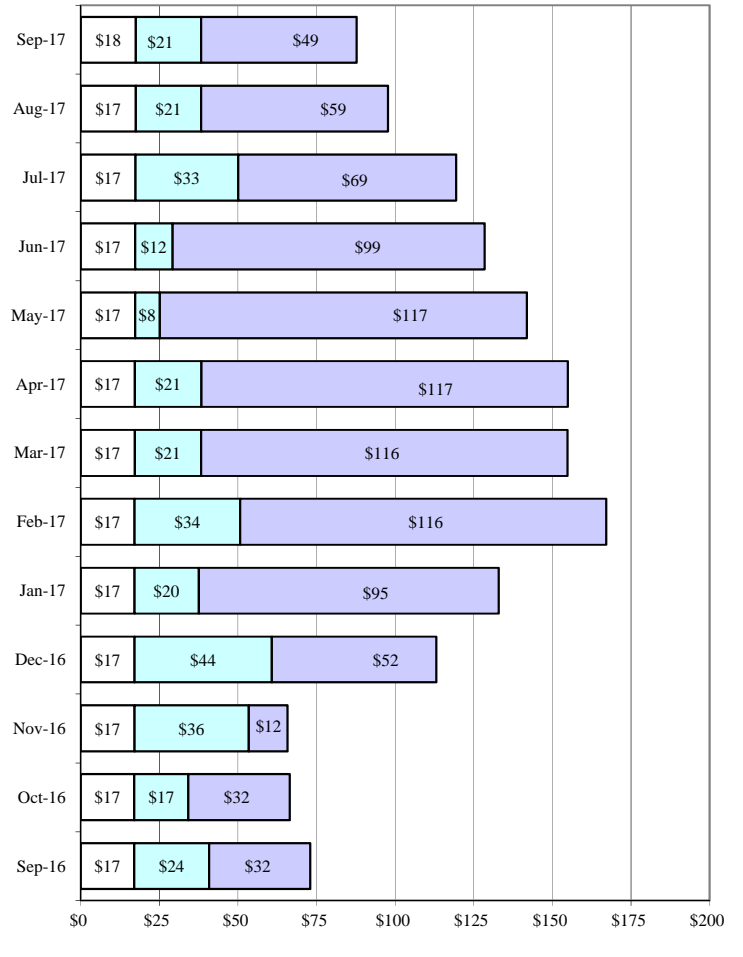
Type of Fund	TEXPOOL PRIME		TEXPOOL	Total	Agency Notes	Total
	Principal	YTD Interest	Sep Interest		at Par Value	
<b>General Fund &amp; Others:</b>						
MBIA-Texas CLASS						
MBIA-County Capital Projects 2007						
Texpool Prime-General Fund	\$48,695,652.44	\$723,381.16	\$60,705.50	\$49,479,739.10		\$49,479,739.10
Texpool Prime-Road & Bridge	\$5,006,916.12	\$45,235.93	\$5,250.36	\$5,057,402.41		\$5,057,402.41
Texpool Prime-Project Care Electric	5,012,824.06	45,289.31	5,256.56	5,063,369.93		5,063,369.93
Texpool Prime-CP Capital Project 2012	29,000,000.00	80,340.78	30,221.23	29,110,562.01		29,110,562.01
Texpool Prime-Capital Projects-County Tax Capital Projects 2012	2,000,000.00	2,440.59	2,081.00	2,004,521.59		2,004,521.59
Texpool Prime-Capital Projects-County Capital Projects 2016D	3,000,000.00	3,660.88	3,121.50	3,006,782.38		3,006,782.38
Texpool Prime-CP-Co. Capital Improvement	3,500,000.00	8,766.25	3,646.42	3,512,412.67		3,512,412.67
Texpool Prime-County Tax Capital Projects 2007A	332,498.59	3,004.01	348.67	335,851.27		335,851.27
Texpool-General Fund	17,481,318.95	104,983.86	14,592.95	17,600,895.76		17,600,895.76
Texpool-Road & Bridge	273,282.97	1,669.41	229.41	275,181.79		275,181.79
Texpool-County Law Library	38,158.91	233.10	32.03	38,424.04		38,424.04
Texpool- East Montana Enterprise	1,228,364.81	7,503.72	1,031.18	1,236,899.71		1,236,899.71
Texpool-East Montana Reserve	91,438.43	558.58	76.76	92,073.77		92,073.77
Texpool-Commissary Profit	184,360.71	1,126.20	154.77	185,641.68		185,641.68
Texpool-Project Care Electric	37,715.08	230.39	31.66	37,977.13		37,977.13
Texpool-Co. Attorney's Commissions	41,918.79	256.07	35.19	42,210.05		42,210.05
Texpool-Health & Life	4,959,788.17	32,276.22	4,165.25	4,996,229.64		4,996,229.64
<b>Capital Projects Funds:</b>						
Texpool-County Capital Improvement	162,104.84	990.23	136.08	163,231.15		163,231.15
Texpool-County Capital Projects 2007	1,317,430.58	9,852.21	1,188.07	1,328,470.86		1,328,470.86
<b>Total All Investments</b>	<b>\$122,363,773.45</b>	<b>\$1,071,798.90</b>	<b>\$132,304.59</b>	<b>\$123,567,876.94</b>		<b>\$123,567,876.94</b>
<b>Total Texpool Prime</b>	<b>96,547,891.21</b>	<b>912,118.91</b>	<b>110,631.24</b>	<b>97,570,641.36</b>		<b>\$97,570,641.36</b>
<b>Total Texpool</b>	<b>25,815,882.24</b>	<b>159,679.99</b>	<b>21,673.35</b>	<b>25,997,235.58</b>		<b>25,997,235.58</b>
<b>Totals</b>	<b>\$122,363,773.45</b>	<b>\$1,071,798.90</b>	<b>\$132,304.59</b>	<b>\$123,567,876.94</b>		<b>\$123,567,876.94</b>
<b>Now Account Cash</b>						
General Fund						20,728,783.99
Consolidated Funds						47,300,229.99

**Investment Portfolio All Funds**



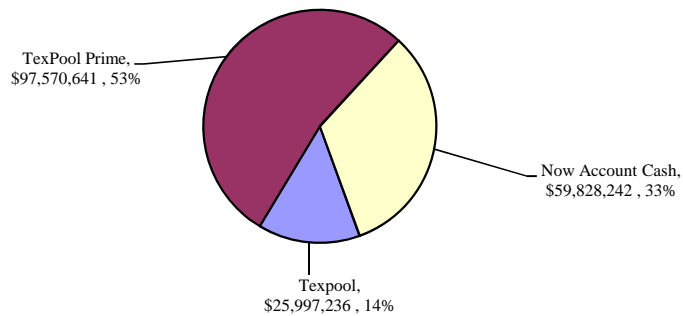
□ Texpool   □ Now Account Cash   □ TexPool Prime

**Investment Portfolio General Fund**



□ Texpool   □ Now Account Cash   □ TexPool Prime

**Investment Portfolio All Funds, September 2017**



**Investment Portfolio General Fund, September 2017**

