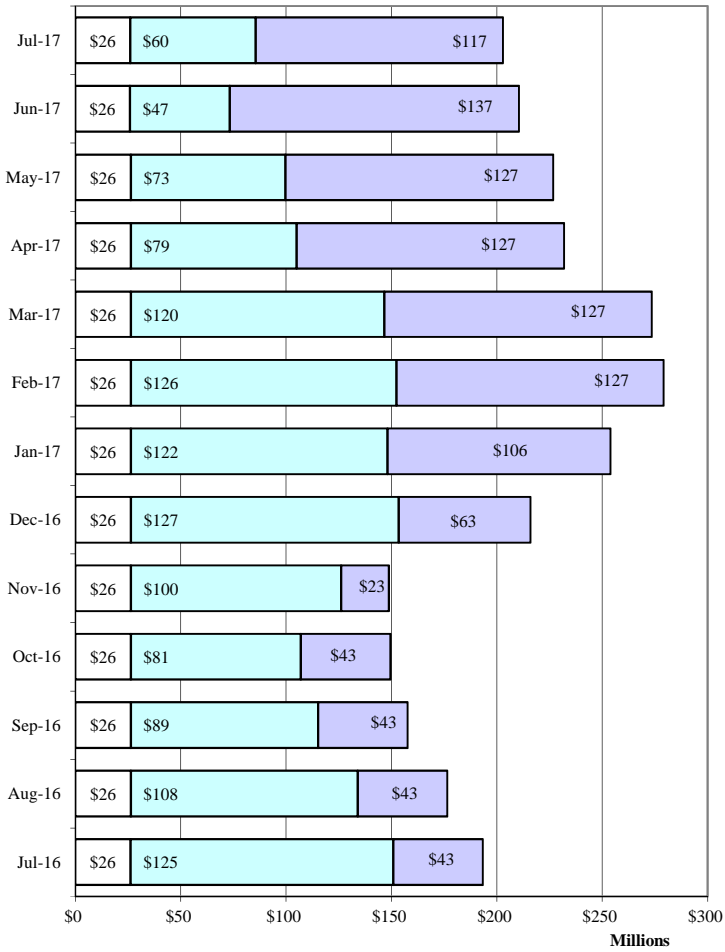


County of El Paso
Investment Portfolio
As of July 31, 2017

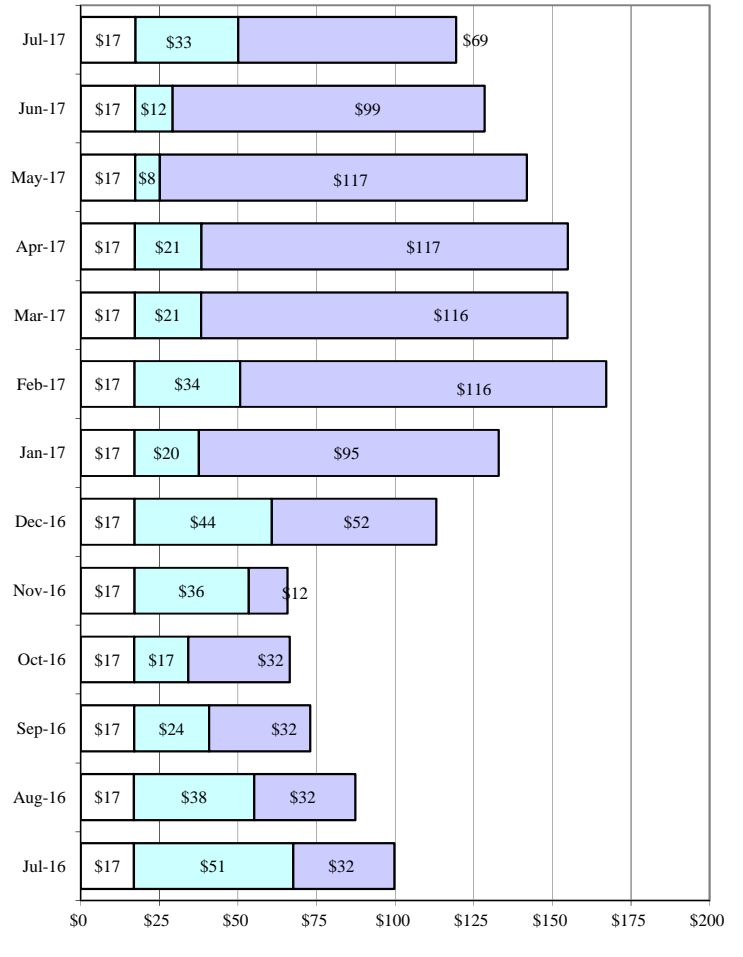
| Type of Fund | TEXPOOL PRIME | | TEXPOOL | | Agency Notes at Par Value | Total |
|--|-------------------------|---------------------|---------------------|-------------------------|------------------------------|-------------------------|
| | Principal | YTD Interest | Jul Interest | Total | | |
| General Fund & Others: | | | | | | |
| MBIA-Texas CLASS | | | | | | |
| MBIA-County Capital Projects 2007 | | | | | | |
| Texpool Prime-General Fund | \$68,695,652.44 | \$565,336.70 | \$85,252.22 | \$69,346,241.36 | | \$69,346,241.36 |
| Texpool Prime-Road & Bridge | \$5,006,916.12 | \$34,739.97 | \$5,173.40 | \$5,046,829.49 | | \$5,046,829.49 |
| Texpool Prime-Project Care Electric | 5,012,824.06 | 34,780.97 | 5,179.50 | 5,052,784.53 | | 5,052,784.53 |
| Texpool Prime-CP Capital Project 2012 | 29,000,000.00 | 23,364.78 | 26,339.16 | 29,049,703.94 | | 29,049,703.94 |
| Texpool Prime-Capital Projects-County Tax Capital Projects 2 | 2,000,000.00 | | 330.97 | 2,000,330.97 | | 2,000,330.97 |
| Texpool Prime-Capital Projects-County Capital Projects 2016 | 3,000,000.00 | | 496.45 | 3,000,496.45 | | 3,000,496.45 |
| Texpool Prime-CP-Co. Capital Improvement | 3,500,000.00 | 2,336.48 | 2,733.20 | 3,505,069.68 | | 3,505,069.68 |
| Texpool Prime-County Tax Capital Projects 2007A | 332,498.59 | 2,307.00 | 343.55 | 335,149.14 | | 335,149.14 |
| Texpool-General Fund | 17,381,318.95 | 75,861.77 | 14,299.09 | 17,471,479.81 | | 17,471,479.81 |
| Texpool-Road & Bridge | 273,282.97 | 1,209.88 | 226.46 | 274,719.31 | | 274,719.31 |
| Texpool-County Law Library | 38,158.91 | 168.94 | 31.62 | 38,359.47 | | 38,359.47 |
| Texpool- East Montana Enterprise | 1,228,364.81 | 5,438.18 | 1,017.91 | 1,234,820.90 | | 1,234,820.90 |
| Texpool-East Montana Reserve | 91,438.43 | 404.82 | 75.77 | 91,919.02 | | 91,919.02 |
| Texpool-Commissary Profit | 184,360.71 | 816.19 | 152.77 | 185,329.67 | | 185,329.67 |
| Texpool-Project Care Electric | 37,715.08 | 166.97 | 31.25 | 37,913.30 | | 37,913.30 |
| Texpool-Co. Attorney's Commissions | 41,918.79 | 185.58 | 34.74 | 42,139.11 | | 42,139.11 |
| Texpool-Health & Life | 4,959,788.17 | 23,932.84 | 4,111.64 | 4,987,832.65 | | 4,987,832.65 |
| Capital Projects Funds: | | | | | | |
| Texpool-County Capital Improvement | 162,104.84 | 717.65 | 134.33 | 162,956.82 | | 162,956.82 |
| Texpool-County Capital Projects 2007 | 1,417,430.58 | 7,363.44 | 1,278.89 | 1,426,072.91 | | 1,426,072.91 |
| Total All Investments | \$142,363,773.45 | \$779,132.16 | \$147,242.92 | \$143,290,148.53 | | \$143,290,148.53 |
| Total Texpool Prime | 116,547,891.21 | 662,865.90 | 125,848.45 | 117,336,605.56 | | \$117,336,605.56 |
| Total Texpool | 25,815,882.24 | 116,266.26 | 21,394.47 | 25,953,542.97 | | 25,953,542.97 |
| Totals | \$142,363,773.45 | \$779,132.16 | \$147,242.92 | \$143,290,148.53 | | \$143,290,148.53 |
| Now Account Cash | | | | | | |
| General Fund | | | | | | 34,022,900.02 |
| Consolidated Funds | | | | | | 58,490,410.66 |

Investment Portfolio All Funds



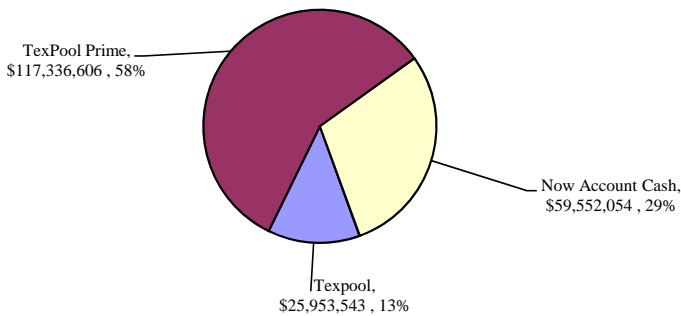
□ Texpool □ Now Account Cash □ TexPool Prime

Investment Portfolio General Fund



□ Texpool □ Now Account Cash □ TexPool Prime

Investment Portfolio All Funds, July 2017



Investment Portfolio General Fund, July 2017

