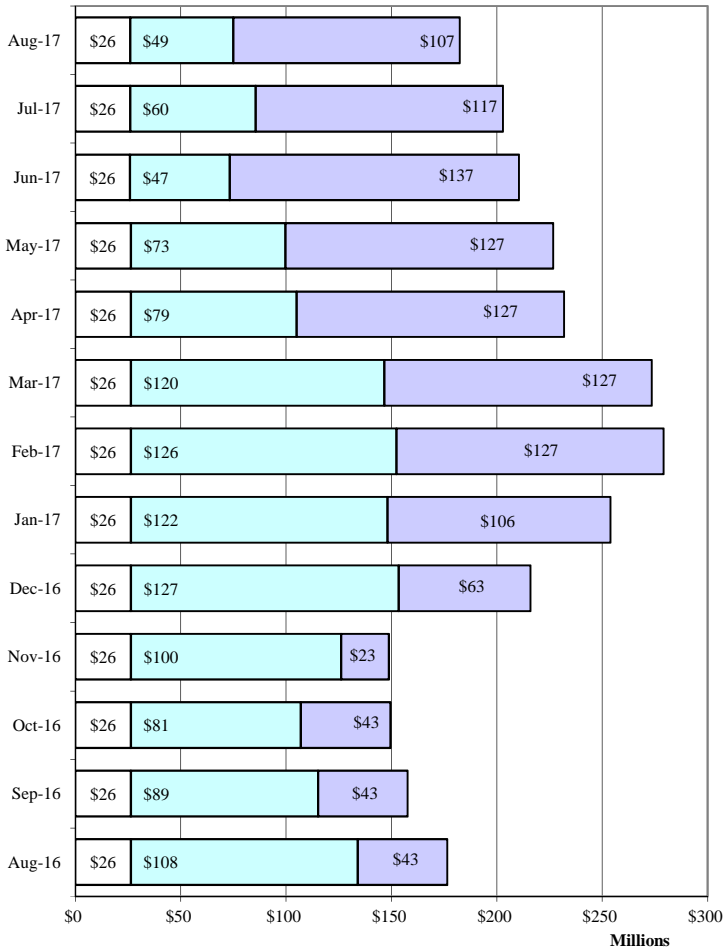


County of El Paso
Investment Portfolio
As of August 31, 2017

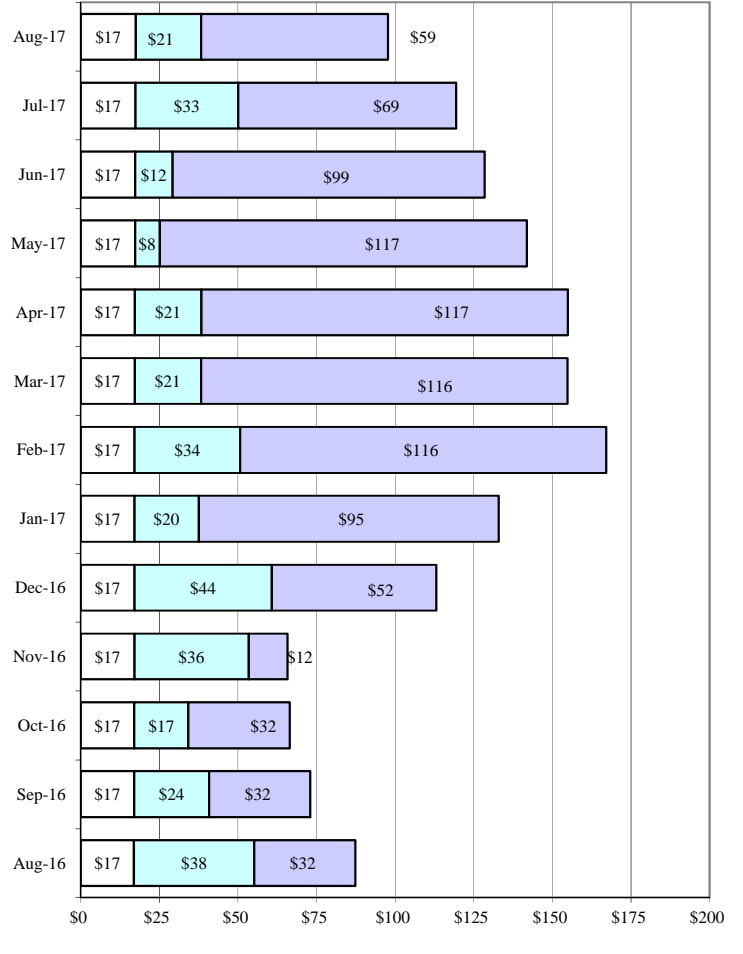
Type of Fund	TEXPOOL PRIME		TEXPOOL		Agency Notes at Par Value	Total
	Principal	YTD Interest	Aug Interest	Total		
General Fund & Others:						
MBIA-Texas CLASS						
MBIA-County Capital Projects 2007						
Texpool Prime-General Fund	\$58,695,652.44	\$638,128.94	\$85,252.22	\$59,419,033.60		\$59,419,033.60
Texpool Prime-Road & Bridge	\$5,006,916.12	\$40,062.53	\$5,173.40	\$5,052,152.05		\$5,052,152.05
Texpool Prime-Project Care Electric	5,012,824.06	40,109.81	5,179.50	5,058,113.37		5,058,113.37
Texpool Prime-CP Capital Project 2012	29,000,000.00	54,001.62	26,339.16	29,080,340.78		29,080,340.78
Texpool Prime-Capital Projects-County Tax Capital Projects 2012	2,000,000.00	2,109.62	330.97	2,002,440.59		2,002,440.59
Texpool Prime-Capital Projects-County Capital Projects 2016D	3,000,000.00	3,164.43	496.45	3,003,660.88		3,003,660.88
Texpool Prime-CP-Co. Capital Improvement	3,500,000.00	6,033.05	2,733.20	3,508,766.25		3,508,766.25
Texpool Prime-County Tax Capital Projects 2007A	332,498.59	2,660.46	343.55	335,502.60		335,502.60
Texpool-General Fund	17,381,318.95	90,684.77	14,299.09	17,486,302.81		17,486,302.81
Texpool-Road & Bridge	273,282.97	1,442.95	226.46	274,952.38		274,952.38
Texpool-County Law Library	38,158.91	201.48	31.62	38,392.01		38,392.01
Texpool- East Montana Enterprise	1,228,364.81	6,485.81	1,017.91	1,235,868.53		1,235,868.53
Texpool-East Montana Reserve	91,438.43	482.81	75.77	91,997.01		91,997.01
Texpool-Commissary Profit	184,360.71	973.43	152.77	185,486.91		185,486.91
Texpool-Project Care Electric	37,715.08	199.14	31.25	37,945.47		37,945.47
Texpool-Co. Attorney's Commissions	41,918.79	221.33	34.74	42,174.86		42,174.86
Texpool-Health & Life	4,959,788.17	28,164.58	4,111.64	4,992,064.39		4,992,064.39
Capital Projects Funds:						
Texpool-County Capital Improvement	162,104.84	855.90	134.33	163,095.07		163,095.07
Texpool-County Capital Projects 2007	1,417,430.58	8,573.32	1,278.89	1,427,282.79		1,427,282.79
Total All Investments	\$132,363,773.45	\$924,555.98	\$147,242.92	\$133,435,572.35		\$133,435,572.35
Total Texpool Prime	106,547,891.21	786,270.46	125,848.45	107,460,010.12		\$107,460,010.12
Total Texpool	25,815,882.24	138,285.52	21,394.47	25,975,562.23		25,975,562.23
Totals	\$132,363,773.45	\$924,555.98	\$147,242.92	\$133,435,572.35		\$133,435,572.35
Now Account Cash						
General Fund						20,834,425.94
Consolidated Funds						48,928,653.80

Investment Portfolio All Funds



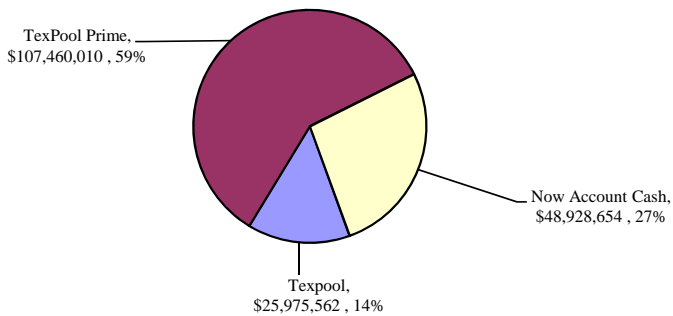
□ Texpool □ Now Account Cash □ TexPool Prime

Investment Portfolio General Fund



□ Texpool □ Now Account Cash □ TexPool Prime

Investment Portfolio All Funds, August 2017



Investment Portfolio General Fund, August 2017

