



Funds and Fees of Office Report For Fiscal Year Ended September 30, 2017

Edward A. Dion, County Auditor, CPA
County Administrative Offices
800 East Overland, Room 406
El Paso, Texas 79901
(915) 546-2040 and (915) 546-8172 Fax
EDion@epcounty.com

EL PASO COUNTY, TEXAS
Funds and Fees of Offices Report
For the Fiscal Year Ended September 30, 2017

TABLE OF CONTENTS

	<u>Page No.</u>
Letter of Transmittal	1
Funds and Fees Collections - Comparative Summary	3
Total Funds and Fees Collections.....	4
34 th District Court.....	5
41 st District Court.....	6
65 th District Court.....	7
120 th District Court	8
168 th District Court	9
171 st District Court.....	10
205 th District Court	11
210 th District Court.....	12
243 rd District Court	13
327 th District Court.....	14
346 th District Court.....	15
346 th Veterans Treatment Court	16
383 rd District Court	17
384 th District Court	18
388 th District Court.....	19
409 th District Court.....	20
448 th District Court.....	21
Criminal District Court No. 1	22

**EL PASO COUNTY, TEXAS
Funds and Fees of Offices Report
For the Fiscal Year Ended September 30, 2017**

TABLE OF CONTENTS

	<u>Page No.</u>
County Court at Law No. 1	28
County Court at Law No. 2.....	29
County Court at Law No. 3	30
County Court at Law No. 4.....	31
County Court at Law No. 5.....	32
County Court at Law No. 6.....	33
County Court at Law No. 7.....	34
County Criminal Court No. 1	37
County Criminal Court No. 2.....	38
County Criminal Court No. 3	39
County Criminal Court No. 4	40
Jury Duty Court	42
Probate Court 1	44
Probate Court 2	45
County Mental Health Court No. 1.....	47
County Mental Health Court No. 2.....	48
County Attorney	50
County Clerk	53
County Clerk - Miscellaneous Fees.....	57

EL PASO COUNTY, TEXAS
Funds and Fees of Offices Report
For the Fiscal Year Ended September 30, 2017

TABLE OF CONTENTS

	<u>Page No</u>
Financial Recovery Division.....	59
County Sheriff	62
County Tax Assessor-Collector	65
District Clerk	70
District Clerk-Miscellaneous Fees.....	73
Domestic Relations Office	75
El Paso County Community Supervision and Corrections Department	77
Constables-All Precincts	80
Justice of the Peace All Precincts	83
Justice of the Peace - Precinct No. 1	86
Justice of the Peace - Precinct No. 2	87
Justice of the Peace - Precinct No. 3.....	88
Justice of the Peace - Precinct No. 4	89
Justice of the Peace - Precinct No. 5	90
Justice of the Peace - Precinct No. 6-1	91
Justice of the Peace - Precinct No. 6-2.....	92
Justice of the Peace - Precinct No. 7	93





COUNTY OF EL PASO
OFFICE OF THE COUNTY AUDITOR

EDWARD A. DION, CPA
COUNTY AUDITOR
edion@epcounty.com
www.epcounty.com/auditor

County Administrative Offices
800 East Overland Street, Rm. 406
EL PASO, TEXAS 79901-2407
(915) 546-2040
(915) 546-8172 FAX

04-06

April 3, 2018

The Honorable District Judges, County Court at Law Judges, County Probate Judges
and Commissioners Court Members

Dear Honorable Judges and Commissioners Court Members:

The Funds and Fees of Offices Report for the County of El Paso for the fiscal year ended September 30, 2017, is submitted herewith. This report is required by *Texas Local Government Code*, §114.025. We believe the information contained within this report represents all of the financial activity on a cash basis of accounting for various County offices and is reliable in all material aspects.

This report is intended to provide a thorough overview of the various funds and fees collected by the County during the fiscal year ended September 30, 2017. The following pages detail total collections by department and assessments by court.

Overall there was an average increase of .66% in collections throughout the various County departments compared to previous year collections. A majority of the collecting departments showed favorable increases in collections. Increases and decreases greater than \$100,000 are as follows:

- | | |
|--|----------------------|
| • County Tax Assessor – Collector | \$2,694,953 increase |
| • County Sheriff | \$512,107 increase |
| • Constables (All Precincts) | \$175,103 increase |
| • Justice of the Peace, Precinct No. 7 (JP7) | \$174,376 increase |
| • County Clerk (Regular and Miscellaneous Fees) | \$151,270 increase |
| • Justice of the Peace, Precinct No. 1 (JP1) | \$104,661 increase |
| • Financial Recovery Division (FRD) | \$307,853 decrease |
| • Justice of the Peace, Precinct No. 6-1 (JP6-1) | \$170,997 decrease |
| • Justice of the Peace, Precinct No. 6-2 (JP6-2) | \$119,403 decrease |

The increase in County Tax Assessor collections is attributable to a 2.53% increase in property tax collections. The increase in Sheriff collections is due to an increase in the

The Honorable District Judges, County Court at Law Judges, County Probate Judges
and Commissioners Court Members
April 3, 2018

federal inmate population. The increase in County Clerk collections is due in part to a 1.77% increase in clerk fees, a 1.46% increase in court costs and a 28.22% increase in sewage permit collections. The increases for JP7, JP1 and Constables are all attributable to increased collectable fees due to a combination of an increase in cases filed and an increase in cases adjudicated. The decrease in collections for JP6-2 and JP6-1 is attributed to a decrease in cases filed and a decrease in cases adjudicated.

The net decrease of 9.81% in collections for the FRD is attributed to a decrease in assessments for the County courts, offset by an increase in Justice court referrals to FRD. The increase in referrals resulted in collections of \$1,262,840 in FY2017 which is an increase of \$539,516 compared to FY2016.

These departments will be monitored and analyzed during the current fiscal year and assistance, if needed, will be offered to review policies and procedures and make recommendations to help increase efficiency.

My sincere thanks go to the County officials and employees who contributed support and leadership in conducting the financial affairs of the County in a responsible and professional manner.

Very truly yours,

A handwritten signature in black ink, appearing to read 'Edward A. Dion', with a long horizontal flourish extending to the right.

Edward A. Dion, CPA
County Auditor

EAD:JO:rao

County of El Paso, Texas
Funds and Fees Collections - Comparative Summary
Fiscal Years 2013 Through 2017

Department	2017	2016	Difference	% Increase/ Decrease	2015	2014	2013
34th District Court	\$220,598	\$155,952	\$64,646	41.45%	\$174,837	\$156,839	\$174,898
41st District Court	250,704	249,582	1,122	0.45%	229,095	193,652	125,904
65th District Court	76,866	171,950	(95,084)	-55.30%	553,636	504,748	504,489
120th District Court	191,395	211,360	(19,965)	-9.45%	177,216	225,160	213,778
168th District Court	219,822	192,672	27,150	14.09%	207,271	162,794	157,032
171st District Court	212,387	234,116	(21,729)	-9.28%	204,572	169,886	228,946
205th District Court	153,003	199,929	(46,926)	-23.47%	137,059	120,783	132,404
210th District Court	170,495	208,330	(37,835)	-18.16%	181,316	159,764	158,366
243rd District Court	115,762	124,989	(9,227)	-7.38%	126,757	176,988	160,707
327th District Court	333,726	337,057	(3,331)	-0.99%	325,049	265,850	331,096
346th District Court	212,471	199,054	13,417	6.74%	215,232	187,666	218,239
346th Veterans Treatment Court	18,347	8,881	9,466	106.59%			
383rd District Court	1,459,875	1,218,224	241,651	19.84%	1,247,962	1,135,647	1,625,418
384th District Court	200,048	185,947	14,101	7.58%	159,857	130,784	194,441
388th District Court	803,255	813,677	(10,422)	-1.28%	511,182	460,291	274,170
409th District Court	194,775	208,643	(13,868)	-6.65%	175,266	222,962	241,576
448th District Court	130,627	133,109	(2,482)	-1.86%	128,100	88,210	75,327
Criminal District Court No. 1	287,118	344,720	(57,602)	-16.71%	429,562	324,514	428,121
County Court at Law No. 1	519,950	544,873	(24,923)	-4.57%	461,119	371,065	424,409
County Court at Law No. 2	294,450	339,214	(44,764)	-13.20%	408,295	399,835	392,847
County Court at Law No. 3	154,259	164,611	(10,352)	-6.29%	154,805	147,306	169,541
County Court at Law No. 4	308,539	317,834	(9,295)	-2.92%	314,605	333,707	335,395
County Court at Law No. 5	316,820	368,754	(51,934)	-14.08%	335,962	282,767	379,253
County Court at Law No. 6	181,193	189,676	(8,483)	-4.47%	168,353	161,045	188,471
County Court at Law No. 7	390,735	400,077	(9,342)	-2.33%	452,045	334,491	374,837
County Criminal Court No. 1	253,883	286,412	(32,529)	-11.36%	225,971	165,997	263,188
County Criminal Court No. 2	292,227	359,406	(67,179)	-18.69%	371,903	349,157	357,742
County Criminal Court No. 3	255,461	312,697	(57,236)	-18.30%	326,154	342,180	328,442
County Criminal Court No. 4	264,396	254,384	10,012	3.94%	251,395	219,775	254,657
Jury Duty Court	227,872	399,650	(171,778)	-42.98%	469,043	550,213	821,921
Probate Court No. 1	349,097	385,593	(36,496)	-9.46%	362,597	345,827	283,588
Probate Court No. 2	341,949	386,870	(44,921)	-11.61%	355,641	358,967	349,111
County Mental Health Court No. 1	96,992	88,969	8,023	9.02%	88,110	94,826	
County Mental Health Court No. 2	47,362	45,740	1,622	3.55%	45,360	47,801	
County Attorney	213,435	253,005	(39,570)	-15.64%	316,635	346,207	493,166
County Clerk	7,751,004	7,607,070	143,934	1.89%	7,195,614	6,180,227	5,897,318
County Clerk Miscellaneous Fees	66,519	59,183	7,336	12.40%	62,412	54,335	60,764
Financial Recovery Division	2,831,647	3,139,500	(307,853)	-9.81%	3,441,911	3,035,233	3,375,903
County Sheriff	23,668,894	23,156,787	512,107	2.21%	16,506,906	15,480,614	16,784,812
County Tax Assessor-Collector	349,107,042	346,412,089	2,694,953	0.78%	334,802,695	311,468,476	286,707,311
District Clerk	5,826,611	5,909,006	(82,395)	-1.39%	5,851,546	5,392,671	6,041,628
District Clerk Miscellaneous Fees	912,628	799,705	112,923	14.12%	739,840	694,122	597,509
Domestic Relations Office	828,200	881,792	(53,592)	-6.08%	958,493	922,353	950,429
El Paso County Community							
Supervision and Corrections	3,926,174	4,010,549	(84,375)	-2.10%	4,477,206	4,685,901	5,009,026
Constables - All Precincts	1,490,563	1,315,460	175,103	13.31%	1,181,085	1,165,413	758,120
Justice of the Peace, Precinct No. 1	464,740	360,079	104,661	29.07%	300,871	255,676	270,866
Justice of the Peace, Precinct No. 2	826,338	824,370	1,968	0.24%	630,073	661,474	623,755
Justice of the Peace, Precinct No. 3	747,498	730,142	17,356	2.38%	685,466	588,262	514,449
Justice of the Peace, Precinct No. 4	696,517	644,991	51,526	7.99%	575,394	751,024	582,956
Justice of the Peace, Precinct No. 5	636,674	553,302	83,372	15.07%	462,863	416,610	372,455
Justice of the Peace, Precinct No. 6-1	1,673,543	1,844,540	(170,997)	-9.27%	1,516,763	1,327,066	1,363,973
Justice of the Peace, Precinct No. 6-2	1,240,178	1,359,581	(119,403)	-8.78%	1,199,698	1,205,958	1,030,645
Justice of the Peace, Precinct No. 7	1,040,252	865,876	174,376	20.14%	899,097	913,025	832,161
	<u>\$413,494,916</u>	<u>\$410,769,979</u>	<u>\$2,724,937</u>	<u>0.66%</u>	<u>\$391,779,895</u>	<u>\$364,736,144</u>	<u>\$342,435,562</u>

Note: Summary amounts include collections made by other offices and includes funds remitted to the State.

**County of El Paso, Texas
Funds and Fees Collections
Fiscal Year Ended September 30, 2017**

Department	Collections on Assessments				
34th District Court	\$220,598				
41st District Court	250,704				
65th District Court	76,866				
120th District Court	191,395				
168th District Court	219,822				
171st District Court	212,387				
205th District Court	153,003				
210th District Court	170,495				
243rd District Court	115,762				
327th District Court	333,726				
346th District Court	212,471				
346th Veterans Treatment Court	18,347				
383rd District Court	1,459,875				
384th District Court	200,048				
388th District Court	803,255				
409th District Court	194,775				
448th District Court	130,627				
Criminal District Court No. 1	287,118				
County Court at Law No. 1	519,950				
County Court at Law No. 2	294,450				
County Court at Law No. 3	154,259				
County Court at Law No. 4	308,539				
County Court at Law No. 5	316,820				
County Court at Law No. 6	181,193				
County Court at Law No. 7	390,735				
County Criminal Court No. 1	253,883				
County Criminal Court No. 2	292,227				
County Criminal Court No. 3	255,461				
County Criminal Court No. 4	264,396				
Jury Duty Court	227,872				
Probate Court No. 1	349,097				
Probate Court No. 2	341,949				
County Mental Health Court No. 1	96,992				
County Mental Health Court No. 2	47,362				
District Clerk Miscellaneous Fees	912,628				
County Clerk Miscellaneous Fees	66,519				
Total collections on assessments	\$10,525,606				
		Court Costs Collections	All Other Collections	Interest Earned	Total Collections
(1) County Attorney			\$213,435		\$213,435
County Clerk		\$1,528,824	6,215,680	\$6,500	7,751,004
Financial Recovery Division		2,829,069	2,578		2,831,647
County Sheriff			22,697,587	740	22,698,327
County Tax Assessor-Collector			349,099,534	7,508	349,107,042
District Clerk		5,815,449	11,162		5,826,611
(2) Domestic Relations Office			705,878		705,878
(3) El Paso Community					
Supervision and Corrections		352,264	3,560,927		3,913,191
Total court costs collections by department		10,525,606			
(4) Constables - All Precincts		884,762	12,555		897,317
(5) Justice of the Peace, Precinct No. 1		347,452			347,452
(5) Justice of the Peace, Precinct No. 2		657,720			657,720
(5) Justice of the Peace, Precinct No. 3		649,095			649,095
(5) Justice of the Peace, Precinct No. 4		555,024			555,024
(5) Justice of the Peace, Precinct No. 5		505,456			505,456
(5) Justice of the Peace, Precinct No. 6-1		1,597,286			1,597,286
(5) Justice of the Peace, Precinct No. 6-2		1,149,713			1,149,713
(5) Justice of the Peace, Precinct No. 7		979,232			979,232
Total collections		\$17,851,346	\$382,519,336	\$14,748	\$400,385,431

Notes:

- (1) Summary totals exclude collections by other county offices for bond forfeitures.
- (2) Summary totals exclude collections by District Clerk.
- (3) Summary totals exclude collections for the Sheriff's Office.
- (4) Summary totals exclude collections for criminal collections other than constable fees.
- (5) Summary totals exclude constable fees.

County of El Paso, Texas
34th District Court
Judge William E. Moody
October 1, 2016 through September 30, 2017

Fines and Costs

Criminal Collections:

<u>By Financial Recovery Division and El Paso County Community Supervision and Corrections:</u>	Fines	County Court Costs	State Court Costs	Totals
October	\$3,942	\$257	\$1,111	\$5,310
November	1,833	504	968	3,305
December	2,148	485	1,158	3,791
January	3,147	402	798	4,347
February	4,429	590	1,476	6,495
March	4,238	737	1,299	6,274
April	3,855	683	1,432	5,970
May	3,161	616	1,255	5,032
June	2,652	973	1,747	5,372
July	2,612	691	1,466	4,769
August	4,408	607	1,236	6,251
September	3,921	535	1,342	5,798
Total Criminal Collections	40,346	7,080	15,288	62,714

Civil Collections:

By District Clerk:

October	6,498	3,836	10,334
November	2,737	1,370	4,107
December	4,689	2,506	7,195
January	3,530	1,821	5,351
February	3,847	2,449	6,296
March	5,292	3,191	8,483
April	3,223	1,957	5,180
May	7,004	2,723	9,727
June	30,573	2,780	33,353
July	24,661	2,860	27,521
August	7,629	4,201	11,830
September	25,425	3,082	28,507
Total Civil Collections	125,108	32,776	157,884
Total Collections	\$40,346	\$132,188	\$48,064
	\$220,598		

County of El Paso, Texas
41st District Court
Judge Ana Perez
October 1, 2016 through September 30, 2017

Fines and Costs

Criminal Collections:

<u>By Financial Recovery Division and El Paso County Community Supervision and Corrections:</u>	Fines	County Court Costs	State Court Costs	Totals
October	\$5,112	\$799	\$1,843	\$7,754
November	4,711	1,226	2,629	8,566
December	2,612	662	1,626	4,900
January	7,479	1,199	2,904	11,582
February	6,346	1,166	2,551	10,063
March	8,798	1,238	2,287	12,323
April	8,053	1,396	3,131	12,580
May	4,188	1,014	2,064	7,266
June	5,606	1,081	1,872	8,559
July	5,760	780	1,436	7,976
August	7,395	917	1,330	9,642
September	4,574	1,299	2,084	7,957
Total Criminal Collections	70,634	12,777	25,757	109,168

Civil Collections:

By District Clerk:

October	4,876	2,546	7,422
November	7,909	3,271	11,180
December	13,631	2,631	16,262
January	16,203	2,055	18,258
February	21,549	3,436	24,985
March	4,491	2,683	7,174
April	8,659	3,739	12,398
May	5,210	2,180	7,390
June	9,322	2,740	12,062
July	4,213	2,232	6,445
August	7,277	4,178	11,455
September	3,881	2,624	6,505
Total Civil Collections	107,221	34,315	141,536
Total Collections	\$70,634	\$119,998	\$250,704

**County of El Paso, Texas
65th District Court
Judge Yahara Lisa Gutierrez
October 1, 2016 through September 30, 2017**

Fines and Costs

Criminal Collections:

<u>By Financial Recovery Division and El Paso County Community Supervision and Corrections:</u>	Fines	County Court Costs	State Court Costs	Totals
October				
November				
December				
January				
February				
March				
April				
May				
June				
July				
August				
September				
Total Criminal Collections				

Civil Collections:

By District Clerk:

October	\$3,344	\$1,552	\$4,896
November	5,626	933	6,559
December	4,834	1,221	6,055
January	3,904	1,355	5,259
February	3,510	1,547	5,057
March	4,545	2,148	6,693
April	4,809	1,681	6,490
May	5,564	2,701	8,265
June	4,624	1,786	6,410
July	4,373	1,846	6,219
August	5,454	1,766	7,220
September	5,648	2,095	7,743
Total Civil Collections	56,235	20,631	76,866
Total Collections	\$56,235	\$20,631	\$76,866

**County of El Paso, Texas
120th District Court
Judge Maria Salas-Mendoza
October 1, 2016 through September 30, 2017**

Fines and Costs

Criminal Collections:

<u>By Financial Recovery Division and El Paso County Community Supervision and Corrections:</u>	Fines	County Court Costs	State Court Costs	Totals
October	\$6,013	\$803	\$884	\$7,700
November	4,333	733	1,329	6,395
December	3,273	692	1,046	5,011
January	4,189	919	1,236	6,344
February	6,959	797	1,608	9,364
March	4,851	964	2,397	8,212
April	4,473	608	886	5,967
May	6,251	881	1,243	8,375
June	9,306	605	1,287	11,198
July	4,591	653	1,009	6,253
August	3,941	1,015	947	5,903
September	3,416	1,023	1,406	5,845
Total Criminal Collections	61,596	9,693	15,278	86,567

Civil Collections:

By District Clerk:

October	5,279	3,054	8,333
November	13,352	3,779	17,131
December	2,978	1,781	4,759
January	4,577	2,603	7,180
February	10,321	2,968	13,289
March	4,529	2,568	7,097
April	4,015	2,494	6,509
May	5,319	3,241	8,560
June	3,231	1,918	5,149
July	5,082	2,793	7,875
August	6,942	3,739	10,681
September	5,386	2,879	8,265
Total Civil Collections	71,011	33,817	104,828
Total Collections	\$61,596	\$80,704	\$191,395

County of El Paso, Texas
168th District Court
Judge Marcos Lizarraga
October 1, 2016 through September 30, 2017

Fines and Costs

Criminal Collections:

<u>By Financial Recovery Division and El Paso County Community Supervision and Corrections:</u>	Fines	County Court Costs	State Court Costs	Totals
October	\$5,239	\$1,139	\$1,501	\$7,879
November	4,853	1,165	1,897	7,915
December	4,349	1,150	1,634	7,133
January	6,209	1,759	2,721	10,689
February	7,147	1,849	2,486	11,482
March	10,800	2,122	2,714	15,636
April	6,297	1,597	2,518	10,412
May	6,701	1,451	2,070	10,222
June	5,200	1,334	1,875	8,409
July	5,091	987	1,395	7,473
August	7,485	1,210	1,387	10,082
September	4,319	1,277	1,240	6,836
 Total Criminal Collections	 73,690	 17,040	 23,438	 114,168

Civil Collections:

By District Clerk:

October	5,115	2,608	7,723
November	4,900	2,631	7,531
December	4,166	2,300	6,466
January	4,578	2,055	6,633
February	4,768	2,751	7,519
March	8,686	3,505	12,191
April	5,138	2,917	8,055
May	10,455	2,625	13,080
June	8,812	2,312	11,124
July	4,604	2,643	7,247
August	6,398	3,779	10,177
September	5,105	2,803	7,908
 Total Civil Collections	 72,725	 32,929	 105,654
 Total Collections	 \$73,690	 \$89,765	 \$56,367
			 \$219,822

County of El Paso, Texas
171st District Court
Judge Bonnie Rangel
October 1, 2016 through September 30, 2017

Fines and Costs

Criminal Collections:

<u>By Financial Recovery Division and El Paso County Community Supervision and Corrections:</u>	Fines	County Court Costs	State Court Costs	Totals
October	\$5,732	\$1,192	\$2,500	\$9,424
November	5,432	1,036	1,809	8,277
December	5,690	1,273	2,177	9,140
January	6,231	1,044	1,569	8,844
February	8,253	2,322	2,919	13,494
March	6,256	1,090	1,808	9,154
April	5,277	1,165	1,597	8,039
May	6,998	1,827	2,553	11,378
June	4,394	1,870	2,415	8,679
July	5,780	1,573	2,244	9,597
August	5,213	1,864	2,149	9,226
September	4,570	1,411	1,479	7,460
Total Criminal Collections	69,826	17,667	25,219	112,712

Civil Collections:

By District Clerk:

October	6,020	3,219	9,239
November	5,720	2,369	8,089
December	4,882	2,780	7,662
January	4,077	1,958	6,035
February	4,350	2,329	6,679
March	6,075	3,425	9,500
April	4,801	3,162	7,963
May	6,844	2,095	8,939
June	4,611	2,449	7,060
July	6,160	2,740	8,900
August	6,672	3,767	10,439
September	6,935	2,235	9,170
Total Civil Collections	67,147	32,528	99,675
Total Collections	\$69,826	\$84,814	\$212,387

County of El Paso, Texas
205th District Court
Judge Francisco X. Dominguez
October 1, 2016 through September 30, 2017

Fines and Costs

Criminal Collections:

<u>By Financial Recovery Division and El Paso County Community Supervision and Corrections:</u>	Fines	County Court Costs	State Court Costs	Totals
October	\$3,083	\$759	\$1,056	\$4,898
November	2,603	857	1,082	4,542
December	3,665	1,057	1,238	5,960
January	4,479	1,108	1,561	7,148
February	5,843	857	1,213	7,913
March	6,631	824	1,339	8,794
April	5,637	759	1,250	7,646
May	3,859	701	1,151	5,711
June	5,571	526	901	6,998
July	3,422	655	1,076	5,153
August	2,815	660	712	4,187
September	3,582	830	1,015	5,427
Total Criminal Collections	51,190	9,593	13,594	74,377

Civil Collections:

By District Clerk:

October	3,966	2,369	6,335
November	4,405	2,449	6,854
December	2,841	1,570	4,411
January	2,436	1,644	4,080
February	6,275	2,220	8,495
March	3,769	2,175	5,944
April	3,085	1,861	4,946
May	5,186	2,312	7,498
June	3,874	2,279	6,153
July	3,891	2,192	6,083
August	8,068	4,185	12,253
September	3,384	2,190	5,574
Total Civil Collections	51,180	27,446	78,626
Total Collections	\$51,190	\$60,773	\$153,003

**County of El Paso, Texas
210th District Court
Judge Gonzalo Garcia
October 1, 2016 through September 30, 2017**

Fines and Costs

Criminal Collections:

<u>By Financial Recovery Division and El Paso County Community Supervision and Corrections:</u>	Fines	County Court Costs	State Court Costs	Totals
October	\$3,005	\$671	\$1,837	\$5,513
November	4,206	1,037	2,547	7,790
December	1,559	801	1,970	4,330
January	3,359	1,058	2,897	7,314
February	4,184	1,045	2,990	8,219
March	4,166	1,163	2,541	7,870
April	6,640	1,048	2,387	10,075
May	4,696	995	3,094	8,785
June	3,845	593	1,396	5,834
July	3,569	540	1,562	5,671
August	4,730	716	1,167	6,613
September	4,141	594	1,076	5,811
Total Criminal Collections	48,100	10,261	25,464	83,825

Civil Collections:

By District Clerk:

October	4,235	2,626	6,861
November	3,586	2,232	5,818
December	2,503	1,707	4,210
January	4,375	2,740	7,115
February	4,513	2,780	7,293
March	4,952	3,015	7,967
April	5,198	2,370	7,568
May	3,413	2,191	5,604
June	4,682	2,763	7,445
July	4,551	2,007	6,558
August	7,393	4,247	11,640
September	5,369	3,222	8,591
Total Civil Collections	54,770	31,900	86,670
Total Collections	\$48,100	\$65,031	\$170,495

**County of El Paso, Texas
243rd District Court
Judge Luis Aguilar
October 1, 2016 through September 30, 2017**

Fines and Costs

Criminal Collections:

<u>By Financial Recovery Division and El Paso County Community Supervision and Corrections:</u>	Fines	County Court Costs	State Court Costs	Totals
October	\$327	\$101	\$92	\$520
November	829	34	65	928
December	223	53	73	349
January	329	81	79	489
February	459	190	650	1,299
March	821	163	190	1,174
April	679	101	167	947
May	362	154	7	523
June	325	63	157	545
July	498	71	11	580
August	627	56	13	696
September	280	81	183	544
Total Criminal Collections	5,759	1,148	1,687	8,594

Civil Collections:

By District Clerk:

October	4,435	2,409	6,844
November	6,781	2,979	9,760
December	4,636	2,925	7,561
January	3,201	1,918	5,119
February	8,192	3,177	11,369
March	7,995	3,146	11,141
April	5,490	2,837	8,327
May	3,869	2,598	6,467
June	5,425	3,509	8,934
July	9,832	3,023	12,855
August	7,974	3,351	11,325
September	4,495	2,971	7,466
Total Civil Collections	72,325	34,843	107,168
Total Collections	\$5,759	\$73,473	\$36,530
	\$115,762		

**County of El Paso, Texas
327th District Court
Judge Linda Y. Chew
October 1, 2016 through September 30, 2017**

Fines and Costs

Criminal Collections:

<u>By Financial Recovery Division and El Paso County Community Supervision and Corrections:</u>	Fines	County Court Costs	State Court Costs	Totals
October				
November				
December				
January				
February				
March				
April				
May				
June				
July				
August				
September				
<hr/>				
Total Criminal Collections				

Civil Collections:

By District Clerk:

October	\$19,609	\$8,783	\$28,392
November	9,866	5,526	15,392
December	13,496	6,030	19,526
January	14,353	6,807	21,160
February	18,664	7,629	26,293
March	17,149	7,258	24,407
April	23,750	7,744	31,494
May	13,679	6,855	20,534
June	19,402	9,950	29,352
July	17,121	5,978	23,099
August	38,327	16,128	54,455
September	23,494	16,128	39,622
<hr/>			
Total Civil Collections	228,910	104,816	333,726
<hr/>			
Total Collections	\$228,910	\$104,816	\$333,726

**County of El Paso, Texas
346th District Court
Judge Angie Juarez Barill
October 1, 2016 through September 30, 2017**

Fines and Costs

Criminal Collections:

<u>By Financial Recovery Division and El Paso County Community Supervision and Corrections:</u>	Fines	County Court Costs	State Court Costs	Totals
October	\$5,292	\$1,201	\$2,626	\$9,119
November	3,237	1,520	2,520	7,277
December	3,428	1,414	1,741	6,583
January	5,284	887	1,787	7,958
February	8,593	1,462	2,184	12,239
March	12,839	2,033	3,786	18,658
April	5,823	1,182	1,975	8,980
May	7,359	1,139	2,220	10,718
June	5,437	1,303	2,084	8,824
July	9,492	1,271	2,936	13,699
August	5,363	1,648	2,289	9,300
September	5,297	1,579	2,507	9,383
Total Criminal Collections	77,444	16,639	28,655	122,738

Civil Collections:

By District Clerk:

October	3,278	1,998	5,276
November	4,120	2,586	6,706
December	3,674	2,232	5,906
January	9,042	2,232	11,274
February	4,254	2,369	6,623
March	4,819	3,425	8,244
April	4,832	2,546	7,378
May	5,560	3,219	8,779
June	3,811	2,232	6,043
July	3,685	2,175	5,860
August	7,447	4,150	11,597
September	3,456	2,591	6,047
Total Civil Collections	57,978	31,755	89,733
Total Collections	\$77,444	\$74,617	\$212,471

County of El Paso, Texas
346th Veterans Treatment Court
Judge Angie Juarez Barill
October 1, 2016 through September 30, 2017

Fines and Costs

Criminal Collections:

<u>By Financial Recovery Division and El Paso County Community Supervision and Corrections:</u>	Fines	County Court Costs	State Court Costs	Totals
October	\$210	\$224	\$597	\$1,031
November	409	\$158	1,996	2,563
December	711	287	1,433	2,431
January	641	199	1,107	1,947
February	141	37	1,191	1,369
March	152	113	993	1,258
April	510	68	734	1,312
May	1,143	180	1,129	2,452
June	\$274	97	472	843
July	470	41	643	1,154
August	429	12	756	1,197
September	291	100	399	790
 Total Criminal Collections	 5,381	 1,516	 11,450	 18,347

Civil Collections:

By District Clerk:

October				
November				
December				
January				
February				
March				
April				
May				
June				
July				
August				
September				
 Total Civil Collections				
 Total Collections	 \$5,381	 \$1,516	 \$11,450	 \$18,347

**County of El Paso, Texas
383rd District Court
Judge Mike Herrera
October 1, 2016 through September 30, 2017**

Fines and Costs

Criminal Collections:

<u>By Financial Recovery Division and El Paso County Community Supervision and Corrections:</u>	Fines	County Court Costs	State Court Costs	Totals
October				
November				
December				
January				
February				
March				
April				
May				
June				
July				
August				
September				
Total Criminal Collections				

Civil Collections:

By District Clerk:

October	\$36,842	\$18,243	\$55,085
November	190,262	14,796	205,058
December	145,471	12,510	157,981
January	84,536	16,336	100,872
February	84,163	17,913	102,076
March	52,618	28,316	80,934
April	145,421	16,888	162,309
May	44,549	20,826	65,375
June	103,855	23,554	127,409
July	99,273	20,912	120,185
August	146,389	22,764	169,153
September	91,082	22,356	113,438
Total Civil Collections	1,224,461	235,414	1,459,875
Total Collections	\$1,224,461	\$235,414	\$1,459,875

County of El Paso, Texas
384th District Court
Judge Patrick M. Garcia
October 1, 2016 through September 30, 2017

Fines and Costs

Criminal Collections:

<u>By Financial Recovery Division and El Paso County Community Supervision and Corrections:</u>	Fines	County Court Costs	State Court Costs	Totals
October	\$5,313	\$1,373	\$2,805	\$9,491
November	4,293	1,593	3,008	8,894
December	2,723	1,267	1,770	5,760
January	4,898	2,316	3,011	10,225
February	5,571	1,814	2,695	10,080
March	5,965	2,049	3,499	11,513
April	4,440	1,459	2,233	8,132
May	5,651	1,153	1,662	8,466
June	3,333	1,016	1,630	5,979
July	4,976	1,284	2,026	8,286
August	5,855	1,442	1,444	8,741
September	2,961	980	1,127	5,068
Total Criminal Collections	55,979	17,746	26,910	100,635

Civil Collections:

By District Clerk:

October	4,952	3,037	7,989
November	3,396	2,055	5,451
December	8,433	2,192	10,625
January	4,659	2,357	7,016
February	5,379	2,626	8,005
March	4,895	1,507	6,402
April	3,812	2,466	6,278
May	16,513	2,643	19,156
June	3,201	2,397	5,598
July	5,946	3,191	9,137
August	5,243	3,037	8,280
September	3,316	2,160	5,476
Total Civil Collections	69,745	29,668	99,413
Total Collections	\$55,979	\$87,491	\$200,048

**County of El Paso, Texas
388th District Court
Judge Laura Strathmann
October 1, 2016 through September 30, 2017**

Fines and Costs

Criminal Collections:

<u>By Financial Recovery Division and El Paso County Community Supervision and Corrections:</u>	Fines	County Court Costs	State Court Costs	Totals
October				
November				
December				
January				
February				
March				
April				
May				
June				
July				
August				
September				
<hr/>				
Total Criminal Collections				

Civil Collections:

By District Clerk:

October	\$35,198	\$20,620	\$55,818
November	43,928	16,745	60,673
December	39,890	17,734	57,624
January	40,771	22,988	63,759
February	42,487	22,653	65,140
March	52,312	30,969	83,281
April	48,396	25,693	74,089
May	41,442	24,629	66,071
June	48,016	26,459	74,475
July	44,917	23,003	67,920
August	51,337	26,226	77,563
September	36,572	20,270	56,842
<hr/>			
Total Civil Collections	525,266	277,989	803,255
<hr/>			
Total Collections	\$525,266	\$277,989	\$803,255

County of El Paso, Texas
409th District Court
Judge Sam Medrano
October 1, 2016 through September 30, 2017

Fines and Costs

Criminal Collections:

<u>By Financial Recovery Division and El Paso County Community Supervision and Corrections:</u>	Fines	County Court Costs	State Court Costs	Totals
October	\$6,334	\$1,765	\$3,173	\$11,272
November	5,596	1,907	3,051	10,554
December	6,464	1,956	2,697	11,117
January	8,360	2,133	3,403	13,896
February	10,760	2,205	3,690	16,655
March	8,910	2,738	4,386	16,034
April	4,961	1,436	1,776	8,173
May	7,768	1,759	2,463	11,990
June	7,238	3,170	4,081	14,489
July	5,852	2,163	3,367	11,382
August	7,744	2,479	2,661	12,884
September	8,654	3,117	2,846	14,617
Total Criminal Collections	88,641	26,828	37,594	153,063

Civil Collections:

By District Clerk:

October	\$417	\$302	\$719
November	1,519	439	1,958
December	411	274	685
January	2,113	314	2,427
February	16,165	1,273	17,438
March	5,674	411	6,085
April	1,007	451	1,458
May	1,805	1,096	2,901
June	1,079	628	1,707
July	3,176	274	3,450
August	1,703	768	2,471
September	276	137	413
Total Civil Collections	35,345	6,367	41,712
Total Collections	\$88,641	\$62,173	\$143,961

**County of El Paso, Texas
448th District Court
Judge Sergio Enriquez
October 1, 2016 through September 30, 2017**

Fines and Costs

Criminal Collections:

<u>By Financial Recovery Division and El Paso County Community Supervision and Corrections:</u>	Fines	County Court Costs	State Court Costs	Totals
October				
November				
December				
January				
February				
March				
April				
May				
June				
July				
August				
September				
<hr/>				
Total Criminal Collections				

Civil Collections:

By District Clerk:

October	\$7,847	\$4,327	\$12,174
November	8,006	3,562	11,568
December	6,951	3,311	10,262
January	8,371	4,247	12,618
February	5,277	3,191	8,468
March	7,563	4,013	11,576
April	5,967	3,996	9,963
May	5,845	3,505	9,350
June	6,177	3,819	9,996
July	5,458	3,739	9,197
August	10,184	5,754	15,938
September	5,840	3,677	9,517
<hr/>			
Total Civil Collections	83,486	47,141	130,627
<hr/>			
Total Collections	\$83,486	\$47,141	\$130,627

County of El Paso, Texas
Criminal District Court No. 1
Judge Diane Navarrete
October 1, 2016 through September 30, 2017

Fines and Costs

Criminal Collections:

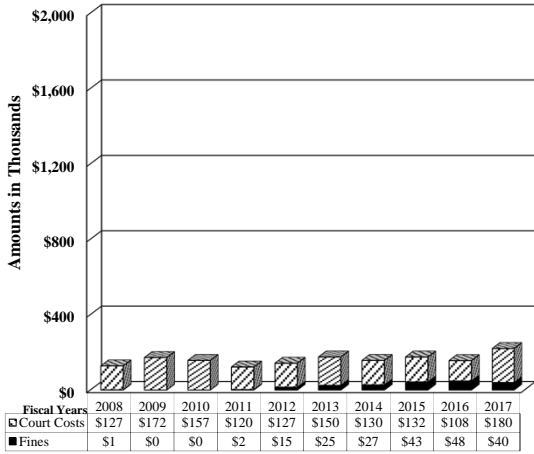
<u>By Financial Recovery Division and El Paso County Community Supervision and Corrections:</u>	Fines	County Court Costs	State Court Costs	Totals
October	\$7,352	\$1,068	\$2,423	\$10,843
November	5,993	906	1,740	8,639
December	5,979	708	2,005	8,692
January	7,662	1,135	2,180	10,977
February	8,055	1,115	2,366	11,536
March	12,613	1,642	3,940	18,195
April	7,887	1,439	3,167	12,493
May	11,167	1,639	4,378	17,184
June	8,208	990	2,299	11,497
July	5,171	1,122	2,380	8,673
August	11,063	2,321	2,656	16,040
September	7,882	1,894	2,006	11,782
Total Criminal Collections	99,032	15,979	31,540	146,551

Civil Collections:

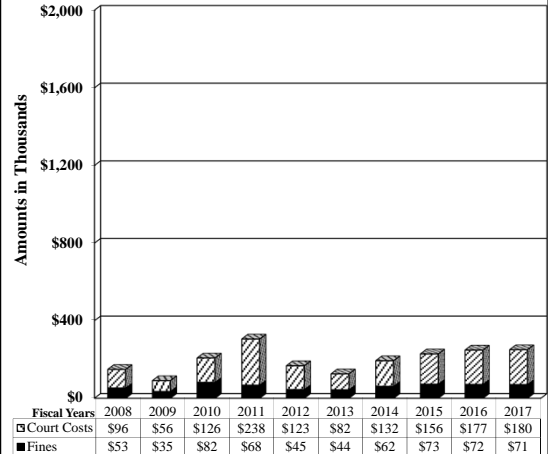
By District Clerk:

October	14,934	141	15,075	
November	37,019	588	37,607	
December	6,341	548	6,889	
January	722	378	1,100	
February	4,014	1,684	5,698	
March	2,142	1,228	3,370	
April	934	696	1,630	
May	40,048	685	40,733	
June	14,656	394	15,050	
July	1,845	1,065	2,910	
August	3,223	2,150	5,373	
September	4,745	387	5,132	
Total Civil Collections	130,623	9,944	140,567	
Total Collections	\$99,032	\$146,602	\$41,484	\$287,118

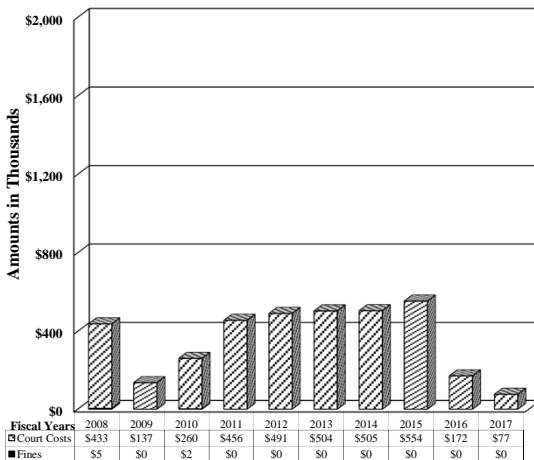
34th District Court Fines and Costs



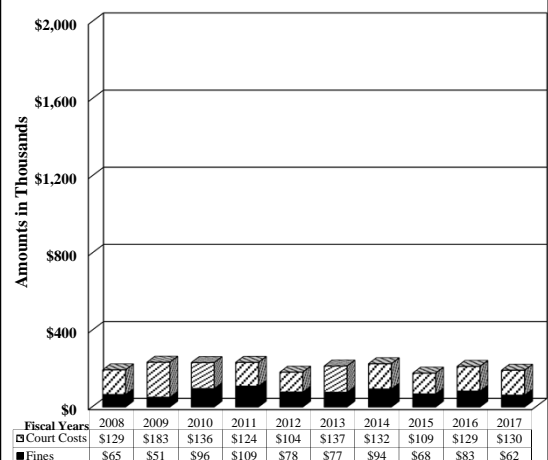
41st District Court Fines and Costs



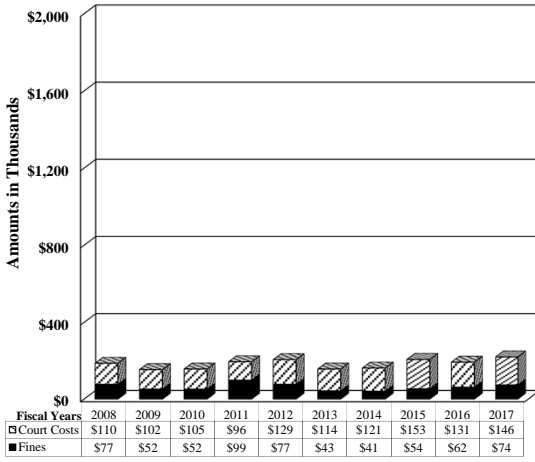
65th District Court Fines and Costs



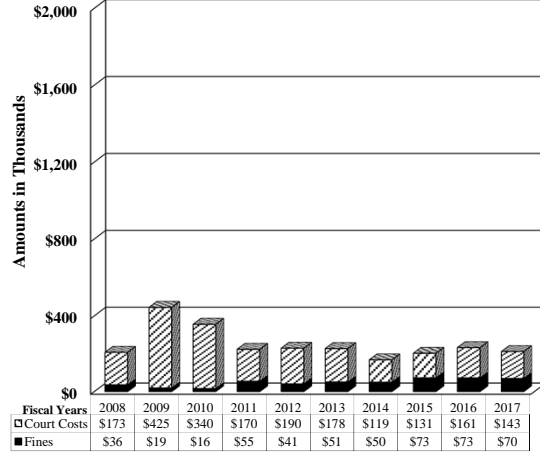
120th District Court Fines and Costs



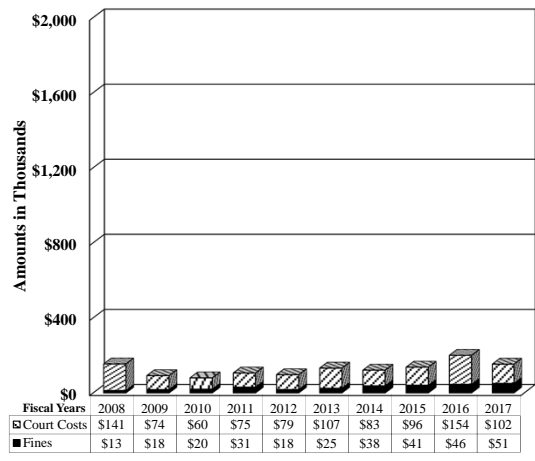
168th District Court Fines and Costs



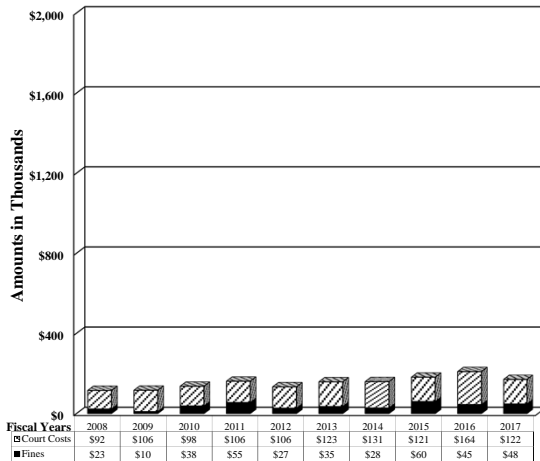
171st District Court Fines and Costs



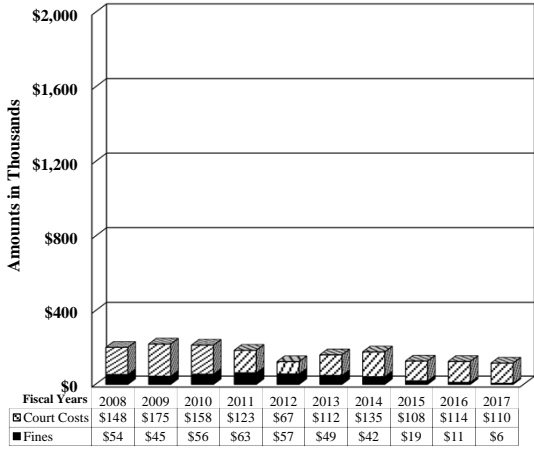
205th District Court Fines and Costs



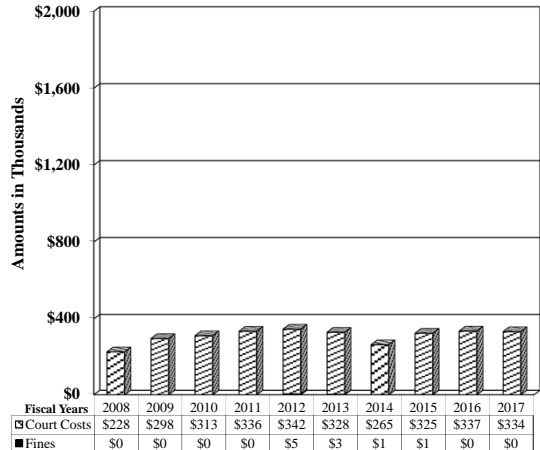
210th District Court Fines and Costs



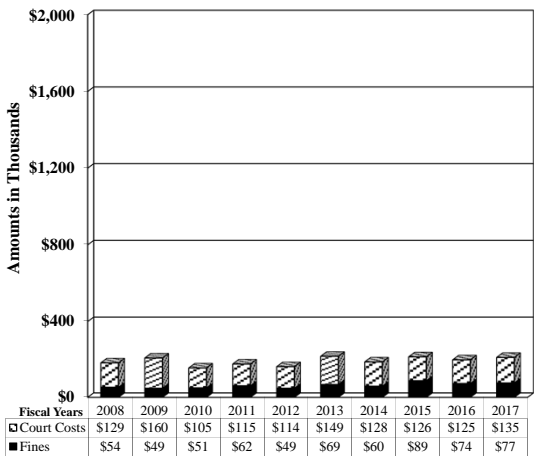
**243rd District Court
Fines and Costs**



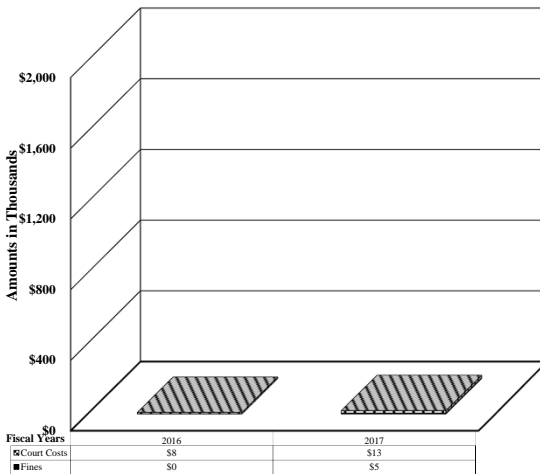
**327th District Court
Fines and Costs**



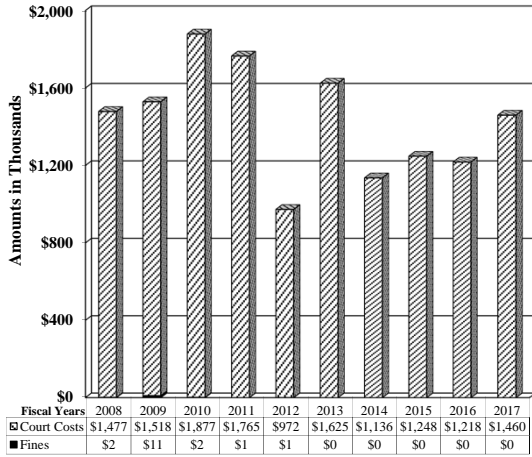
**346th District Court
Fines and Costs**



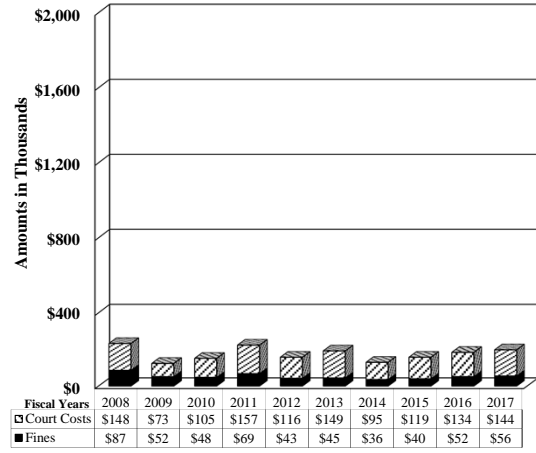
**346th Veteran Treatment Court
Fines and Costs**



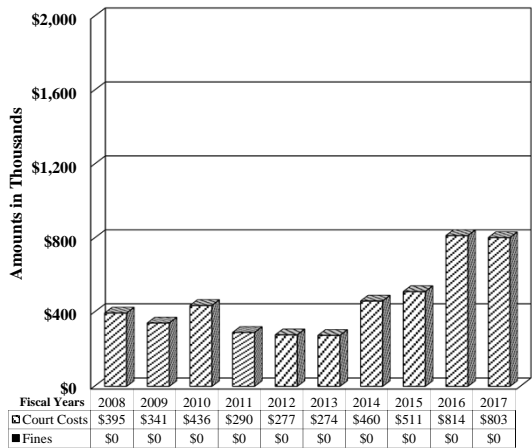
383rd District Court Fines and Costs



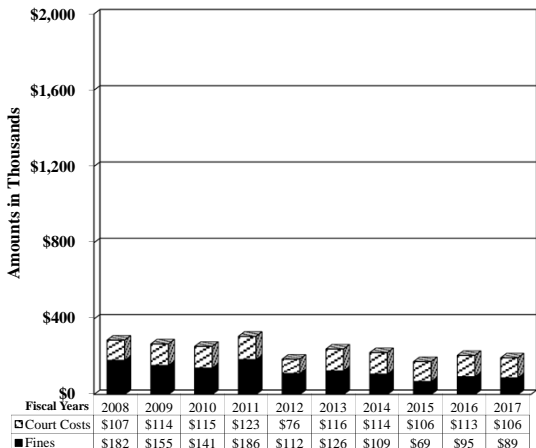
384th District Court Fines and Costs



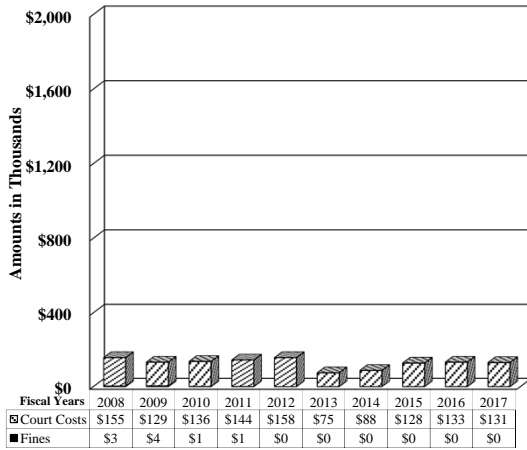
388th District Court Fines and Costs



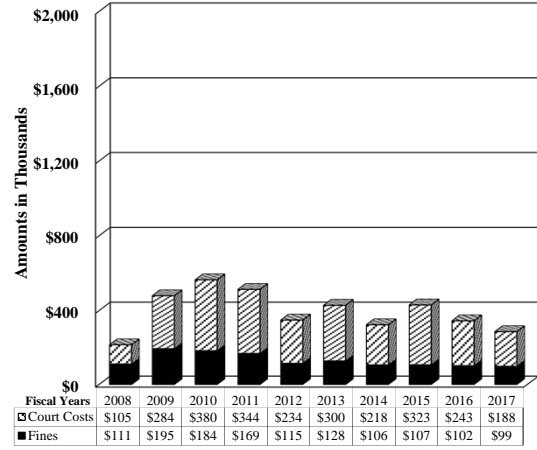
409th District Court Fines and Costs



**448th District Court
Fines and Costs**



**Criminal District Court No. 1
Fines and Costs**



County of El Paso, Texas
County Court at Law No. 1
Judge Ricardo Herrera
October 1, 2016 through September 30, 2017

Fines and Costs

Criminal Collections:

<u>By Sheriff, Financial Recovery Division, and El Paso County Community Supervision and Corrections:</u>	Fines	County Court Costs	State Court Costs	Totals
October	\$14,681	\$12,019	\$5,852	\$32,552
November	20,323	12,424	6,246	38,993
December	14,018	9,075	4,295	27,388
January	19,048	12,322	5,210	36,580
February	22,618	14,113	6,376	43,107
March	24,895	15,343	7,516	47,754
April	22,910	11,625	6,374	40,909
May	14,823	9,150	4,565	28,538
June	12,085	10,481	4,041	26,607
July	17,948	9,807	4,694	32,449
August	12,572	10,470	4,767	27,809
September	11,900	9,617	4,423	25,940
Total Criminal Collections	207,821	136,446	64,359	408,626

Civil Collections:

By District Clerk and
County Clerk:

October	3,679	565	4,244	
November	367	161	528	
December	17,692	1,516	19,208	
January	14,206	1,671	15,877	
February	7,933	1,037	8,970	
March	5,362	668	6,030	
April	8,549	1,274	9,823	
May	23,973	917	24,890	
June	5,642	969	6,611	
July	4,924	547	5,471	
August	7,301	832	8,133	
September	1,293	246	1,539	
Total Civil Collections	100,921	10,403	111,324	
Total Collections	\$207,821	\$237,367	\$74,762	\$519,950

County of El Paso, Texas
County Court at Law No. 2
Judge Julie Gonzalez
October 1, 2016 through September 30, 2017

Fines and Costs

Criminal Collections:

<u>By Sheriff, Financial Recovery Division, and El Paso County Community Supervision and Corrections:</u>	Fines	County Court Costs	State Court Costs	Totals
October	\$5,523	\$8,486	\$4,186	\$18,195
November	6,303	8,655	4,976	19,934
December	4,780	6,706	3,756	15,242
January	6,581	8,303	4,678	19,562
February	7,982	11,331	6,072	25,385
March	7,136	10,165	5,308	22,609
April	5,931	7,081	3,603	16,615
May	8,262	10,533	5,118	23,913
June	7,166	7,559	4,193	18,918
July	4,987	6,870	3,754	15,611
August	5,450	6,592	3,367	15,409
September	7,660	9,064	4,492	21,216
Total Criminal Collections	77,761	101,345	53,503	232,609

Civil Collections:

By District Clerk and
County Clerk:

October	2,586	267	2,853	
November	8,616	737	9,353	
December	9,168	726	9,894	
January	4,426	435	4,861	
February	6,308	549	6,857	
March	1,220	223	1,443	
April	4,792	404	5,196	
May	2,000	509	2,509	
June	4,627	629	5,256	
July	2,315	358	2,673	
August	2,078	335	2,413	
September	8,054	479	8,533	
Total Civil Collections	56,190	5,651	61,841	
Total Collections	\$77,761	\$157,535	\$59,154	\$294,450

County of El Paso, Texas
County Court at Law No. 3
Judge Javier Alvarez
October 1, 2016 through September 30, 2017

Fines and Costs

Criminal Collections:

<u>By Sheriff, Financial Recovery Division, and El Paso County Community Supervision and Corrections:</u>	County Court Costs	State Court Costs	Totals
October			
November			
December			
January			
February			
March			
April			
May			
June			
July			
August			
September			
<hr/>			
Total Criminal Collections			
<hr/>			

Civil Collections:

By District Clerk and
County Clerk:

October	\$8,249	\$4,971	\$13,220
November	8,829	3,957	12,786
December	6,969	3,826	10,795
January	9,204	3,840	13,044
February	9,043	4,253	13,296
March	6,701	4,120	10,821
April	6,653	3,898	10,551
May	8,271	3,831	12,102
June	7,380	3,861	11,241
July	7,202	4,566	11,768
August	13,546	6,471	20,017
September	10,095	4,523	14,618
<hr/>			
Total Civil Collections	102,142	52,117	154,259
<hr/>			
Total Collections	\$102,142	\$52,117	\$154,259
<hr/> <hr/>			

County of El Paso, Texas
County Court at Law No. 4
Judge Alejandro Gonzalez
October 1, 2016 through September 30, 2017

Fines and Costs

Criminal Collections:

<u>By Sheriff, Financial Recovery Division, and El Paso County Community Supervision and Corrections:</u>	Fines	County Court Costs	State Court Costs	Totals
October	\$10,363	\$6,007	\$3,164	\$19,534
November	9,812	7,315	4,107	21,234
December	9,028	7,211	2,796	19,035
January	13,544	6,116	2,527	22,187
February	9,949	7,538	2,980	20,467
March	9,404	6,993	2,729	19,126
April	10,827	7,577	3,981	22,385
May	6,863	6,268	2,650	15,781
June	8,329	6,870	2,759	17,958
July	7,020	5,103	2,232	14,355
August	9,322	6,740	3,050	19,112
September	6,334	6,734	2,160	15,228
Total Criminal Collections	110,795	80,472	35,135	226,402

Civil Collections:

By District Clerk and
County Clerk:

October	6,348	1,102	7,450	
November	14,226	1,611	15,837	
December	2,542	344	2,886	
January	2,840	501	3,341	
February	5,976	319	6,295	
March	10,621	633	11,254	
April	7,931	1,229	9,160	
May	4,294	443	4,737	
June	8,593	751	9,344	
July	4,569	310	4,879	
August	4,406	421	4,827	
September	1,843	284	2,127	
Total Civil Collections	74,189	7,948	82,137	
Total Collections	\$110,795	\$154,661	\$43,083	\$308,539

County of El Paso, Texas
County Court at Law No. 5
Judge Carlos Villa
October 1, 2016 through September 30, 2017

Fines and Costs

Criminal Collections:

<u>By Sheriff, Financial Recovery Division, and El Paso County Community Supervision and Corrections:</u>	County Court Costs	State Court Costs	Totals
October			
November			
December			
January	\$407		\$407
February			
March			
April			
May			
June			
July			
August			
September			
Total Criminal Collections	407		407

Civil Collections:

By District Clerk and
County Clerk:

October	19,884	\$9,091	28,975
November	14,372	6,281	20,653
December	11,966	5,348	17,314
January	12,689	5,573	18,262
February	18,399	8,891	27,290
March	15,475	7,135	22,610
April	13,842	7,138	20,980
May	15,902	5,979	21,881
June	21,527	9,373	30,900
July	15,761	7,597	23,358
August	32,961	14,852	47,813
September	23,131	13,246	36,377
Total Civil Collections	215,909	100,504	316,413
Total Collections	\$216,316	\$100,504	\$316,820

County of El Paso, Texas
County Court at Law No. 6
Judge Sue Kurita
October 1, 2016 through September 30, 2017

Fines and Costs

Criminal Collections:

<u>By Sheriff, Financial Recovery Division, and El Paso County Community Supervision and Corrections:</u>	Fines	County Court Costs	State Court Costs	Totals
October		\$39	\$36	\$75
November				
December		20	20	40
January		21	19	40
February		109	54	163
March		122	37	159
April		165	102	267
May	\$37	223	84	344
June	88	149	62	299
July	219	108	33	360
August	371	78	22	471
September	171	55		226
Total Criminal Collections	886	1,089	469	2,444

Civil Collections:

By District Clerk and
County Clerk:

October	10,151	5,391	15,542
November	10,110	4,721	14,831
December	6,760	3,590	10,350
January	8,016	4,572	12,588
February	10,795	4,802	15,597
March	8,652	3,854	12,506
April	10,814	5,006	15,820
May	10,489	4,886	15,375
June	8,341	4,721	13,062
July	12,358	4,446	16,804
August	13,751	6,487	20,238
September	10,195	5,841	16,036
Total Civil Collections	120,432	58,317	178,749
Total Collections	\$886	\$121,521	\$58,786
			\$181,193

County of El Paso, Texas
County Court at Law No. 7
Judge Thomas Spieczny
October 1, 2016 through September 30, 2017

Fines and Costs

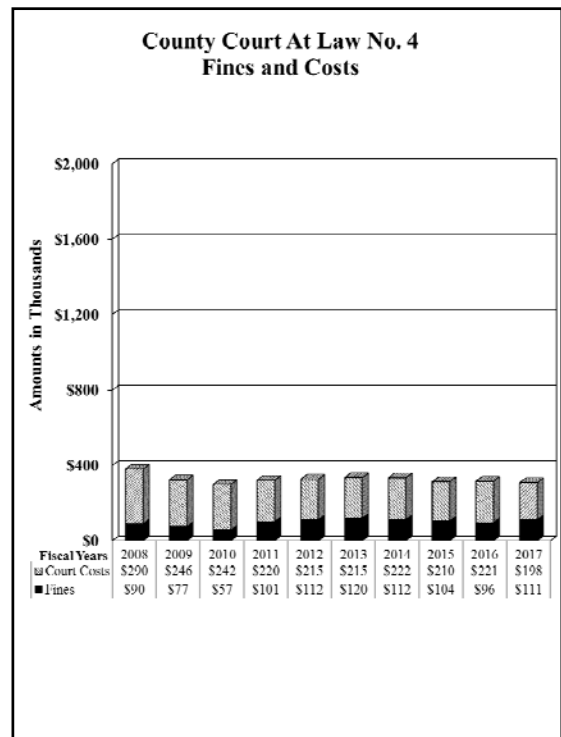
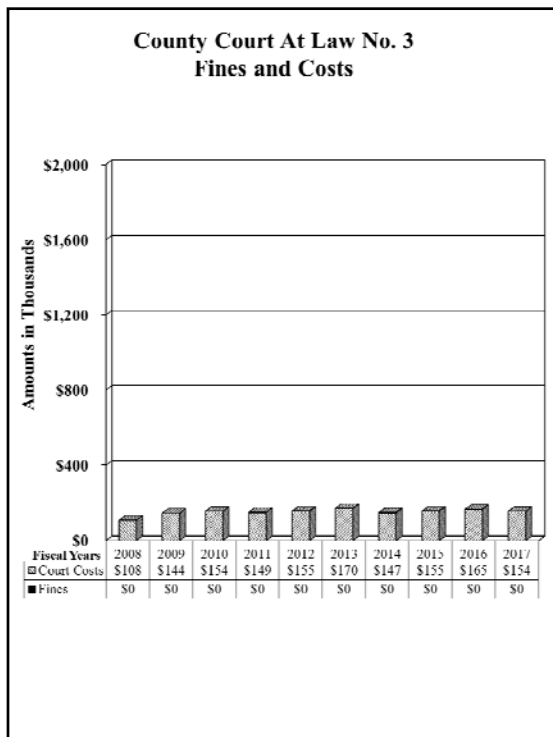
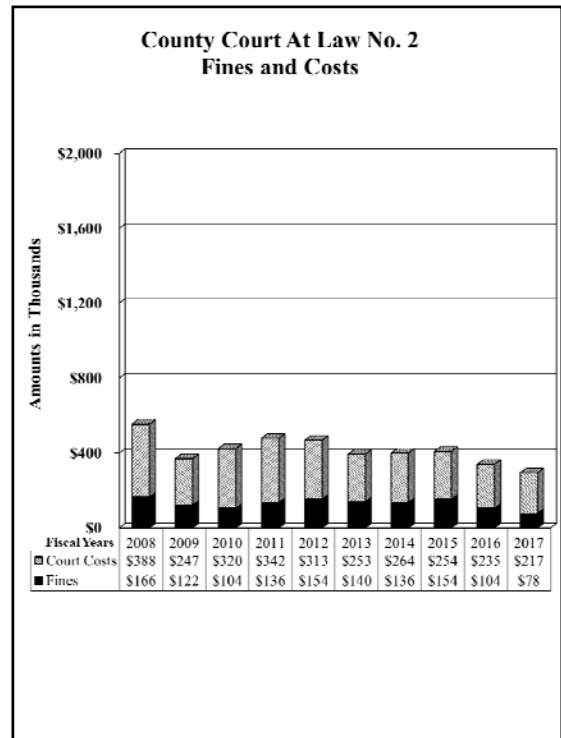
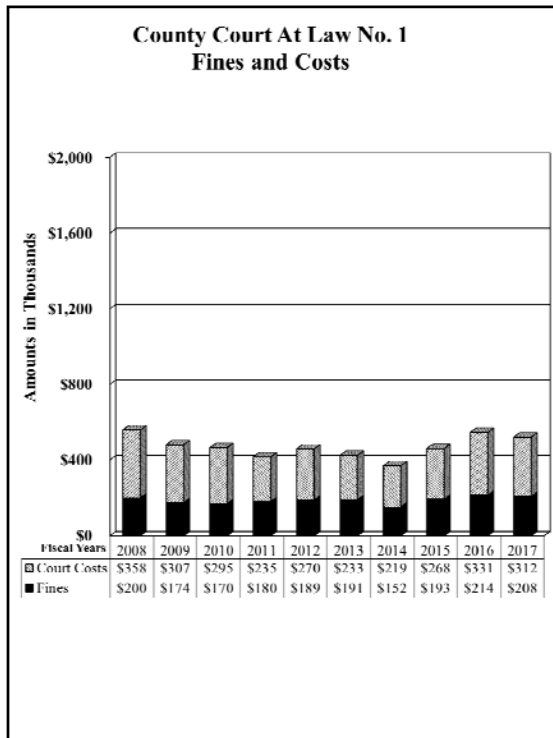
Criminal Collections:

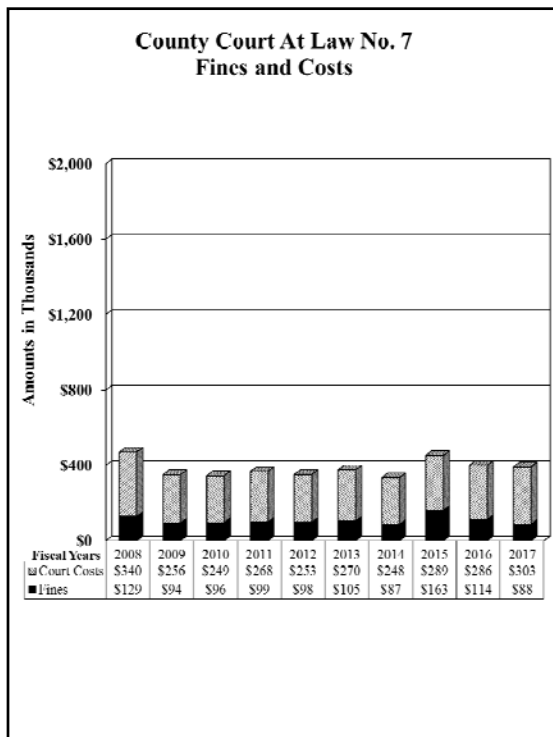
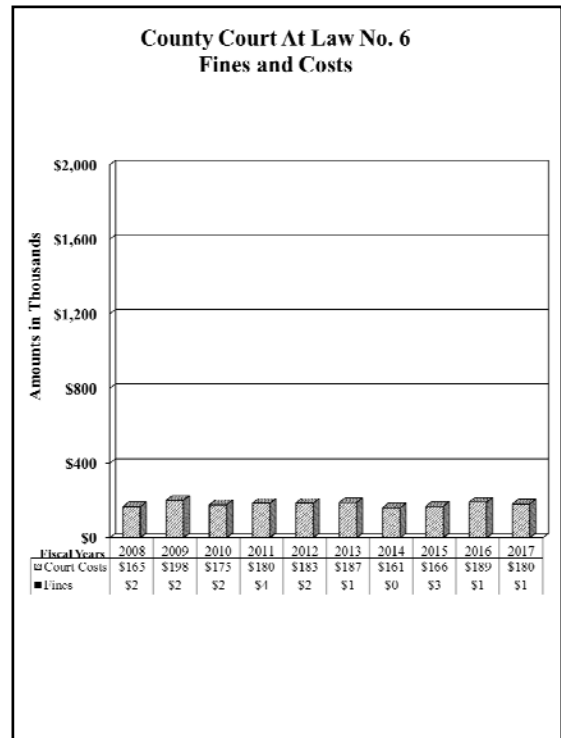
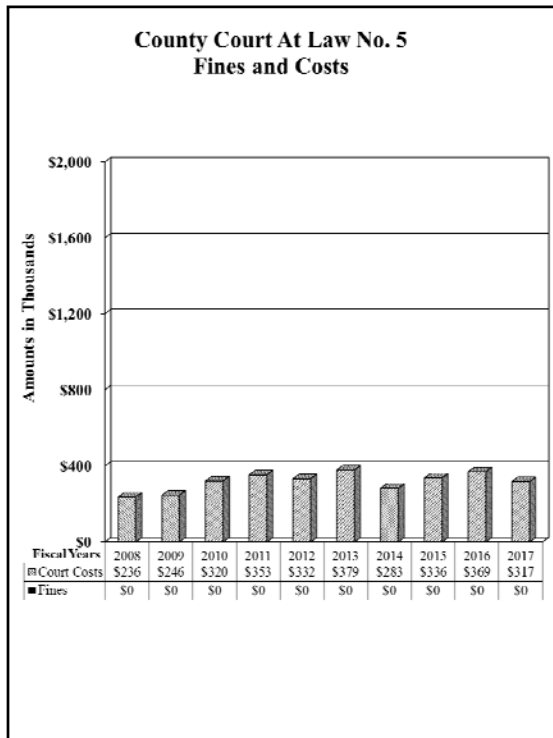
<u>By Sheriff, Financial Recovery Division, and El Paso County Community Supervision and Corrections:</u>	Fines	County Court Costs	State Court Costs	Totals
October	\$4,450	\$8,426	\$4,234	\$17,110
November	7,999	9,109	4,024	21,132
December	6,865	7,412	3,487	17,764
January	7,831	10,541	5,096	23,468
February	7,672	13,966	5,594	27,232
March	9,609	14,574	6,547	30,730
April	5,818	11,462	5,376	22,656
May	5,657	11,641	5,516	22,814
June	9,638	12,109	5,857	27,604
July	6,280	8,181	3,242	17,703
August	8,766	8,264	4,003	21,033
September	7,229	8,214	3,503	18,946
Total Criminal Collections	87,814	123,899	56,479	268,192

Civil Collections:

By District Clerk and
County Clerk:

October	5,829	1,603	7,432
November	5,990	1,324	7,314
December	6,793	1,355	8,148
January	19,674	1,712	21,386
February	13,393	2,053	15,446
March	8,286	1,445	9,731
April	5,741	1,373	7,114
May	4,042	1,170	5,212
June	6,893	1,642	8,535
July	5,358	1,955	7,313
August	9,740	2,403	12,143
September	11,212	1,557	12,769
Total Civil Collections	102,951	19,592	122,543
Total Collections	\$87,814	\$226,850	\$76,071
			\$390,735





County of El Paso, Texas
County Criminal Court No. 1
Judge Alma Trejo
October 1, 2016 through September 30, 2017

Fines and Costs

Criminal Collections:

<u>By Sheriff, Financial Recovery Division, and El Paso County Community Supervision and Corrections:</u>	Fines	County Court Costs	State Court Costs	Totals
October	\$8,165	\$7,312	\$3,742	\$19,219
November	6,493	6,204	3,144	15,841
December	6,837	6,142	2,836	15,815
January	6,150	8,801	3,416	18,367
February	9,668	8,303	3,979	21,950
March	9,872	9,440	4,452	23,764
April	5,096	5,641	2,250	12,987
May	6,626	6,641	3,014	16,281
June	5,985	6,705	2,532	15,222
July	5,996	6,582	2,555	15,133
August	5,345	6,596	2,282	14,223
September	5,450	6,006	2,082	13,538
Total Criminal Collections	81,683	84,373	36,284	202,340

Civil Collections:

By District Clerk and
County Clerk:

October	1,689	305	1,994	
November	264	719	983	
December	231	640	871	
January	137	569	706	
February	6,359	445	6,804	
March	2,159	267	2,426	
April	5,610	827	6,437	
May	5,390	792	6,182	
June	7,931	394	8,325	
July	3,905	267	4,172	
August	2,308	603	2,911	
September	9,338	394	9,732	
Total Civil Collections	45,321	6,222	51,543	
Total Collections	\$81,683	\$129,694	\$42,506	\$253,883

County of El Paso, Texas
County Criminal Court No. 2
Judge Robert Anchondo
October 1, 2016 through September 30, 2017

Fines and Costs

Criminal Collections:

<u>By Sheriff, Financial Recovery Division, and El Paso County Community Supervision and Corrections:</u>	Fines	County Court Costs	State Court Costs	Totals
October	\$8,192	\$8,512	\$3,849	\$20,553
November	6,012	8,182	3,324	17,518
December	8,049	8,775	4,452	21,276
January	10,102	11,511	5,273	26,886
February	9,942	11,784	5,424	27,150
March	10,051	14,981	6,583	31,615
April	8,270	9,228	4,185	21,683
May	5,682	8,682	3,461	17,825
June	7,214	8,218	4,129	19,561
July	7,103	8,244	3,645	18,992
August	7,820	8,120	3,665	19,605
September	4,863	7,971	4,338	17,172
Total Criminal Collections	93,300	114,208	52,328	259,836

Civil Collections:

By District Clerk and
County Clerk:

October	3,586	315	3,901	
November	437	1,877	2,314	
December	410	3,046	3,456	
January	565	1,472	2,037	
February	186	117	303	
March	2,372	267	2,639	
April	1,331	141	1,472	
May	3,630	527	4,157	
June	1,571	365	1,936	
July	879	375	1,254	
August	6,147	317	6,464	
September	2,071	387	2,458	
Total Civil Collections	23,185	9,206	32,391	
Total Collections	\$93,300	\$137,393	\$61,534	\$292,227

County of El Paso, Texas
County Criminal Court No. 3
Judge Carlos Carrasco
October 1, 2016 through September 30, 2017

Fines and Costs

Criminal Collections:

<u>By Sheriff, Financial Recovery Division, and El Paso County Community Supervision and Corrections:</u>	Fines	County Court Costs	State Court Costs	Totals
October	\$6,756	\$7,964	\$3,850	\$18,570
November	5,747	6,706	2,920	15,373
December	5,338	4,928	2,227	12,493
January	6,174	8,518	3,375	18,067
February	5,916	8,927	4,127	18,970
March	6,681	8,764	3,435	18,880
April	6,287	7,500	4,073	17,860
May	5,626	7,269	3,126	16,021
June	5,103	6,772	3,165	15,040
July	3,261	5,169	1,980	10,410
August	5,379	7,245	3,455	16,079
September	5,561	7,338	3,612	16,511
Total Criminal Collections	67,829	87,100	39,345	194,274

Civil Collections:

By District Clerk and
County Clerk:

October	1,805	394	2,199	
November	583	2,117	2,700	
December	834	4,811	5,645	
January	365	2,197	2,562	
February	8,138	446	8,584	
March	6,152	267	6,419	
April	3,256	346	3,602	
May	2,332	563	2,895	
June	10,618	302	10,920	
July	1,391	267	1,658	
August	3,582	927	4,509	
September	8,891	603	9,494	
Total Civil Collections	47,947	13,240	61,187	
Total Collections	\$67,829	\$135,047	\$52,585	\$255,461

County of El Paso, Texas
County Criminal Court No. 4
Judge Jesus Herrera
October 1, 2016 through September 30, 2017

Fines and Costs

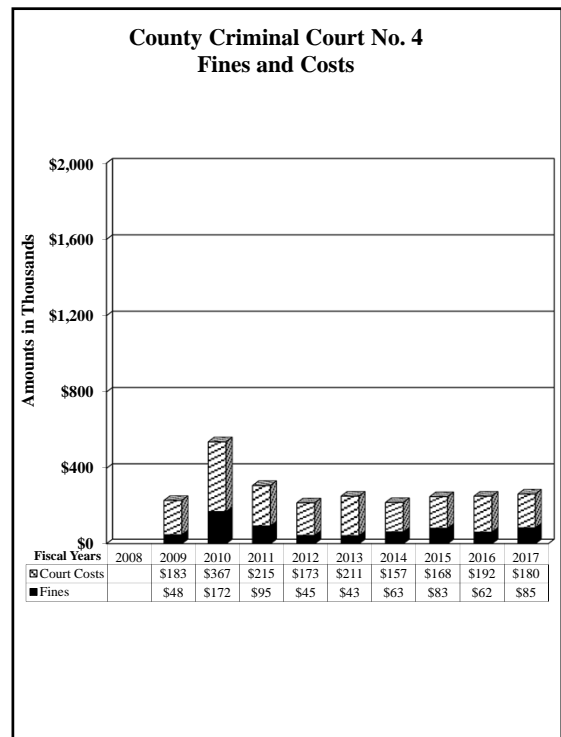
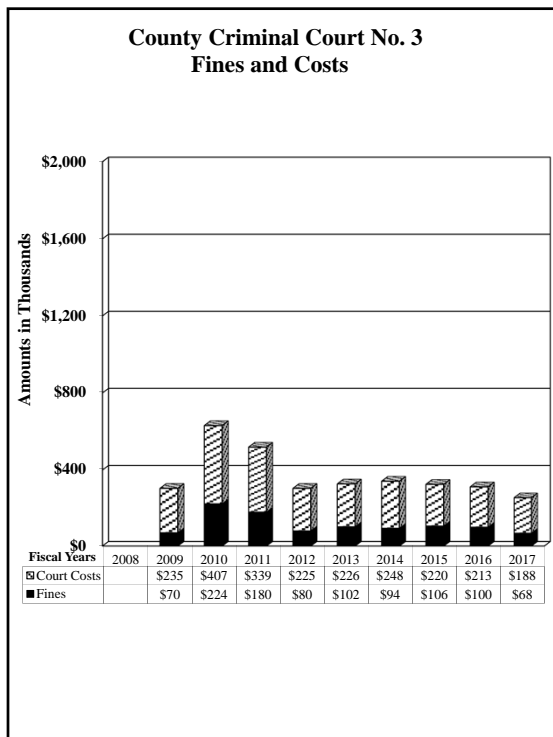
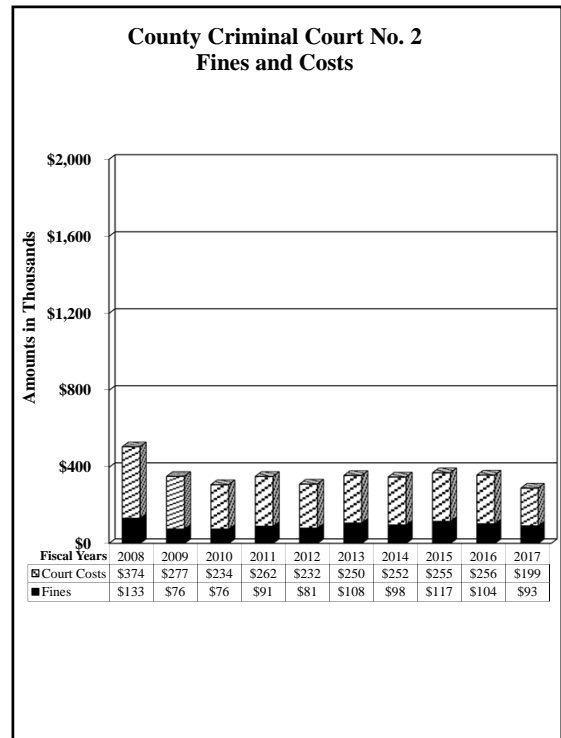
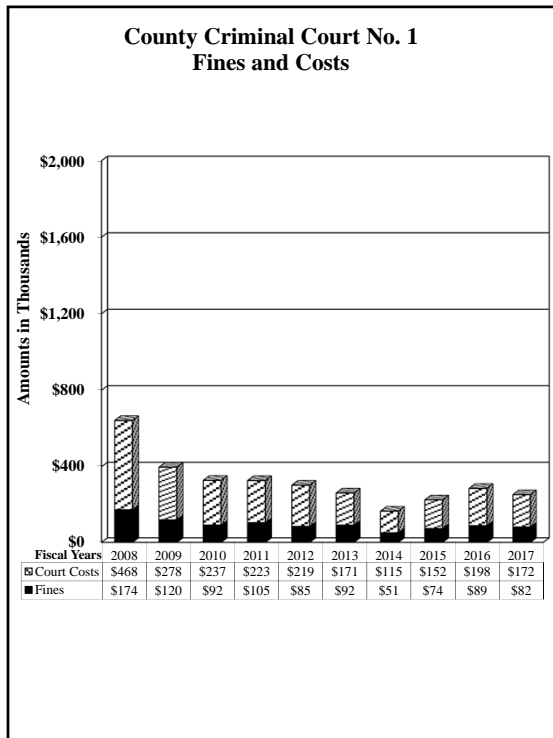
Criminal Collections:

<u>By Sheriff, Financial Recovery Division, and El Paso County Community Supervision and Corrections:</u>	Fines	County Court Costs	State Court Costs	Totals
October	\$6,784	\$5,808	\$3,016	\$15,608
November	4,865	5,664	2,409	12,938
December	4,696	5,212	1,983	11,891
January	5,058	4,818	1,847	11,723
February	7,733	7,199	2,871	17,803
March	9,170	7,989	3,558	20,717
April	9,363	6,738	2,577	18,678
May	9,894	7,206	3,346	20,446
June	6,884	5,571	2,512	14,967
July	6,811	4,981	2,010	13,802
August	8,397	5,538	2,642	16,577
September	5,073	5,129	1,980	12,182
Total Criminal Collections	84,728	71,853	30,751	187,332

Civil Collections:

By District Clerk and
County Clerk:

October	1,294	394	1,688	
November	901	8,044	8,945	
December	325	3,713	4,038	
January	228	1,952	2,180	
February	7,515	527	8,042	
March	9,368	490	9,858	
April	2,846	267	3,113	
May	4,434	647	5,081	
June	14,304	663	14,967	
July	3,560	405	3,965	
August	9,970	627	10,597	
September	4,133	457	4,590	
Total Civil Collections	58,878	18,186	77,064	
Total Collections	\$84,728	\$130,731	\$48,937	\$264,396



County of El Paso, Texas
Jury Duty Court
Visiting Judges
October 1, 2016 through September 30, 2017

Criminal Collections:

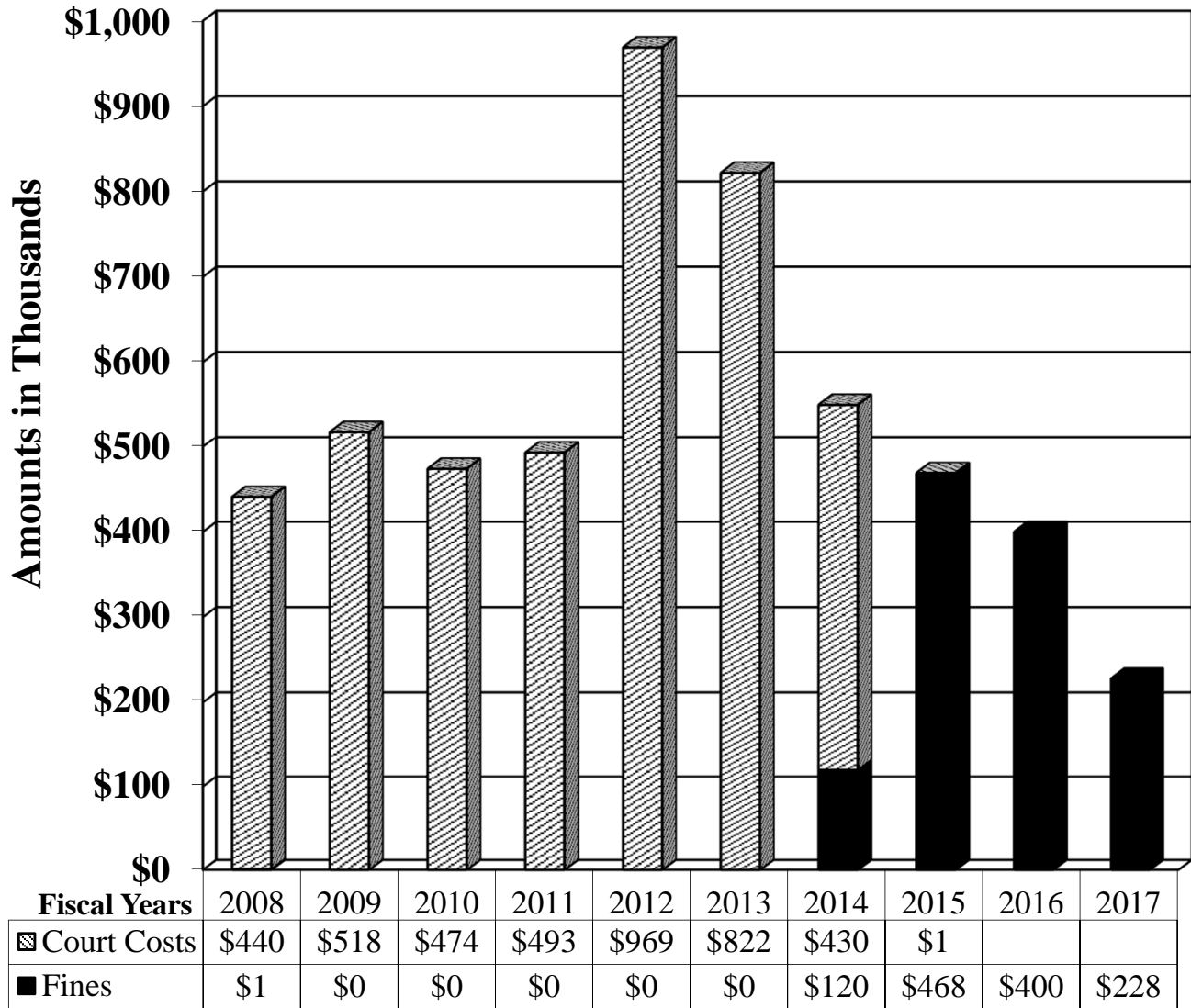
<u>By Financial Recovery Division and El Paso County Community Supervision and Corrections:</u>	Fines	County Court Costs	State Court Costs	Totals
October				
November				
December				
January				
February				
March				
April				
May				
June				
July				
August				
September				
<hr/>				
Total Criminal Collections				

Civil Collections:

By County Clerk:

October	\$31,171		\$31,171
November	27,081		27,081
December	18,940		18,940
January	26,432		26,432
February	20,600		20,600
March	35,036		35,036
April	17,145		17,145
May	21,841		21,841
June	20,579		20,579
July	5,193		5,193
August	2,575		2,575
September	1,279		1,279
<hr/>			
Total Civil Collections	227,872		227,872
<hr/>			
Total Collections	\$227,872		\$227,872

Jury Duty Court Fines and Costs



County of El Paso, Texas
Probate Court No. 1
Judge Patricia Chew
October 1, 2016 through September 30, 2017

Fines and Costs

Criminal Collections:

By Financial Recovery Division:

	County Court Costs	State Court Costs	Totals
October			
November			
December			
January			
February			
March			
April			
May			
June			
July			
August			
September			
Total Criminal Collections			

Civil Collections:

By County Clerk:

October	\$23,013	\$5,267	\$28,280
November	20,346	5,386	25,732
December	18,989	5,077	24,066
January	22,161	5,764	27,925
February	22,167	6,003	28,170
March	28,931	6,763	35,694
April	20,776	5,332	26,108
May	23,853	6,440	30,293
June	24,368	5,856	30,224
July	28,180	7,315	35,495
August	28,424	7,369	35,793
September	17,426	3,891	21,317
Total Civil Collections	278,634	70,463	349,097
Total Collections	\$278,634	\$70,463	\$349,097

County of El Paso, Texas
Probate Court No. 2
Judge Eduardo Gamboa
October 1, 2016 through September 30, 2017

Fines and Costs

Criminal Collections:

By Financial Recovery Division:

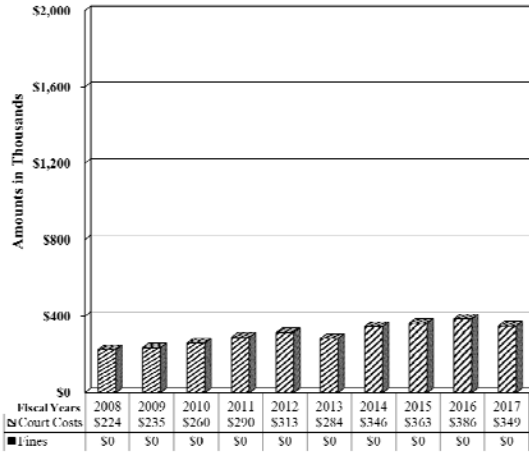
	County Court Costs	State Court Costs	Totals
October			
November			
December			
January			
February			
March			
April			
May			
June			
July			
August			
September			
<hr/>			
Total Criminal Collections			

Civil Collections:

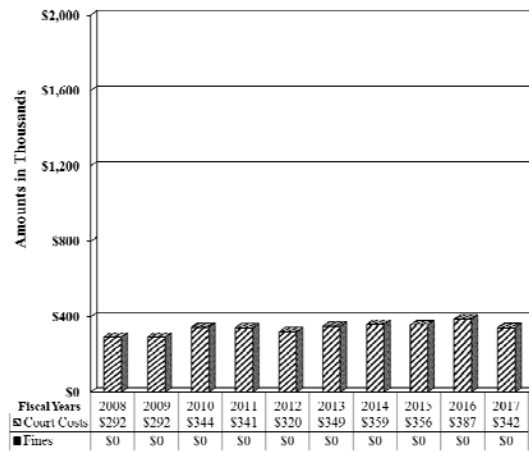
By County Clerk:

October	\$20,871	\$5,551	\$26,422
November	19,718	5,216	24,934
December	19,251	5,017	24,268
January	19,839	5,053	24,892
February	23,303	6,121	29,424
March	26,133	6,732	32,865
April	20,600	4,884	25,484
May	24,733	6,579	31,312
June	23,904	6,001	29,905
July	22,646	5,788	28,434
August	29,334	7,779	37,113
September	21,495	5,401	26,896
<hr/>			
Total Civil Collections	271,827	70,122	341,949
<hr/>			
Total Collections	\$271,827	\$70,122	\$341,949

**Probate Court No. 1
Fines and Costs**



**Probate Court No. 2
Fines and Costs**



County of El Paso, Texas
County Mental Health Court No. 1
Heard at Probate Courts
October 1, 2016 through September 30, 2017

Fines and Costs

Criminal Collections:

<u>By Sheriff, Financial Recovery Division, and El Paso County Community Supervision and Corrections:</u>	Fines	County Court Costs	State Court Costs	Totals
October				
November				
December				
January				
February				
March				
April				
May				
June				
July				
August				
September				
<hr/>				
Total Criminal Collections				

Civil Collections:

By County Clerk

October	\$9,296	\$2,544	\$11,840
November	6,972	1,908	8,880
December	8,715	2,385	11,100
January	4,648	1,272	5,920
February			
March	581	159	740
April	3,777	1,034	4,811
May	5,520	1,511	7,031
June			
July	31,955	8,745	40,700
August			
September	4,648	1,322	5,970
<hr/>			
Total Civil Collections	76,112	20,880	96,992
<hr/>			
Total Collections	\$76,112	\$20,880	\$96,992

County of El Paso, Texas
County Mental Health Court No. 2
Heard at Probate Courts
October 1, 2016 through September 30, 2017

Fines and Costs

Criminal Collections:

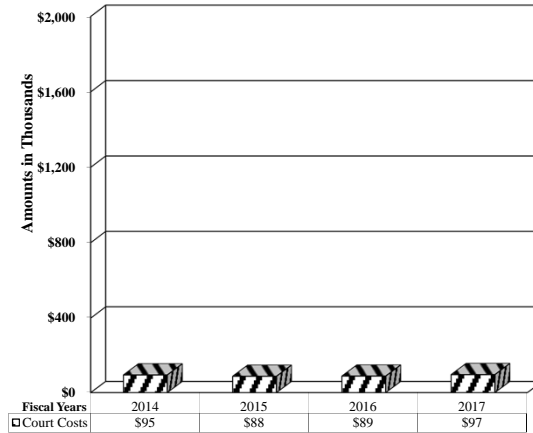
<u>By Sheriff, Financial Recovery Division, and El Paso County Community Supervision and Corrections:</u>	County Court Costs	State Court Costs	Totals
October			
November			
December			
January			
February			
March			
April			
May			
June			
July			
August			
September			
<hr/>			
Total Criminal Collections			

Civil Collections:

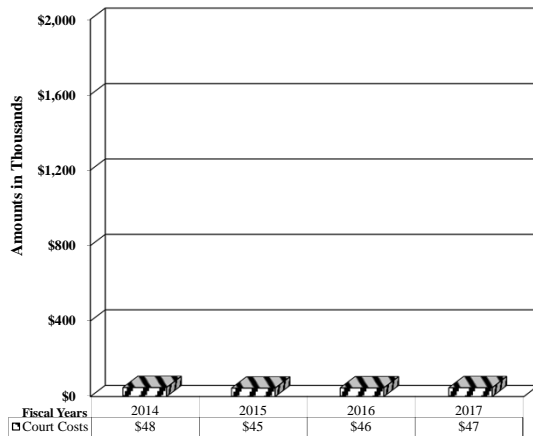
By County Clerk

October			
November			
December			
January	\$2,034	\$557	\$2,591
February	10,749	2,942	13,691
March	4,067	1,113	5,180
April			
May			
June			
July	6,391	1,749	8,140
August	9,296	2,544	11,840
September	4,648	1,272	5,920
<hr/>			
Total Civil Collections	37,185	10,177	47,362
<hr/>			
Total Collections	\$37,185	\$10,177	\$47,362

**County Mental Health Court No. 1
Fines and Costs**



**County Mental Health Court No. 2
Fines and Costs**



County of El Paso, Texas
County Attorney
Jo Anne Bernal
October 1, 2016 through September 30, 2017

Fees

Collections:

By County Attorney:

Miscellaneous Commissions	\$44,991	
Non-sufficient Funds Checks and County Attorney Fees	167,385	
Protective Order Application Fees	<u>1,059</u>	\$213,435

For Other County Offices:

County Clerk - Bond forfeiture Commissions	39,000	<u>39,000</u>
Total Collections		<u><u>\$252,435</u></u>

Disbursements:

To County Treasury:

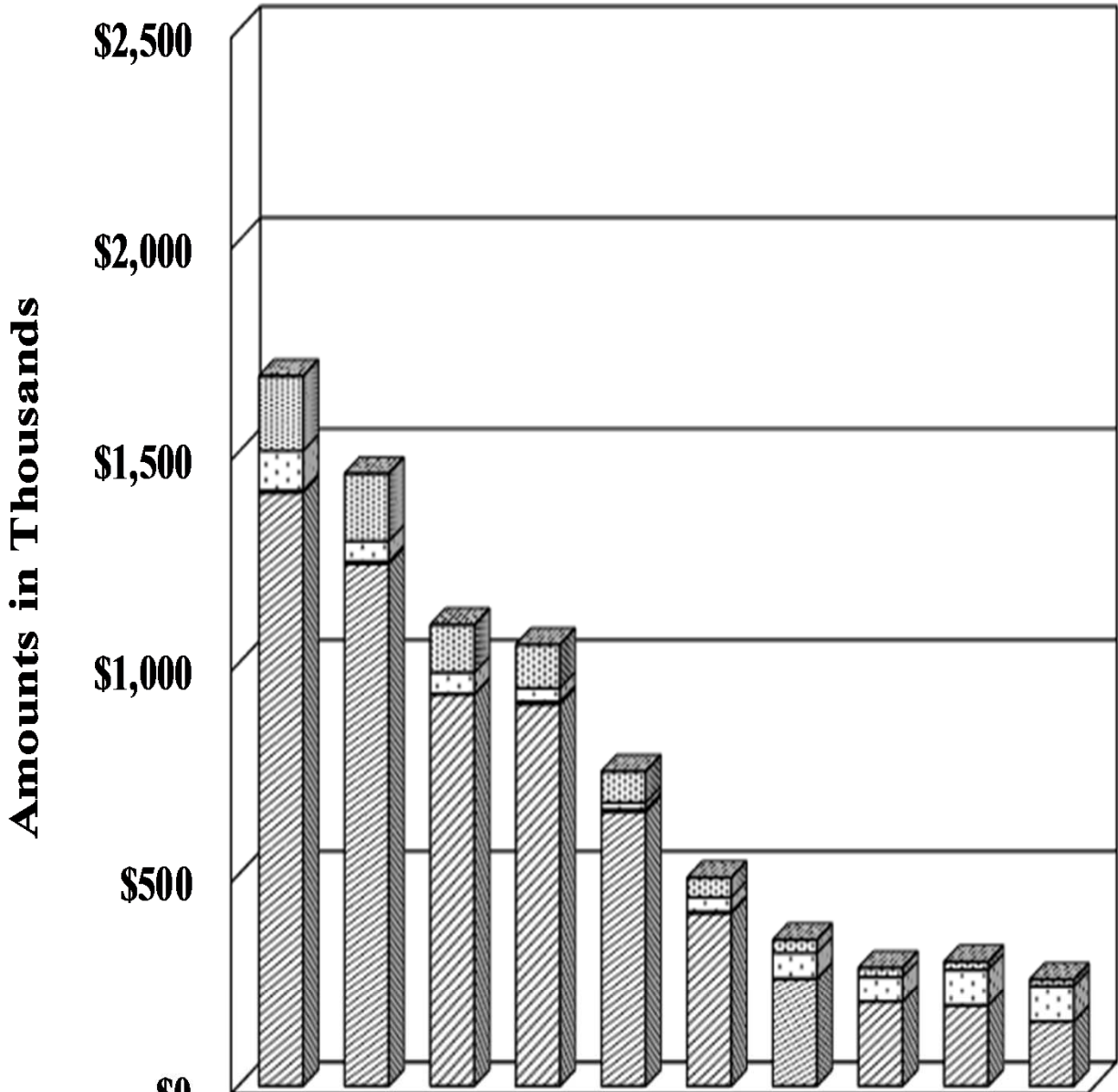
Bad Check Operating Account		\$16,054
County Attorney Commissions Fund		83,991
General Fund		1,059
Non-sufficient Funds Check Trust Fund		<u>151,331</u>
Total Disbursements		<u><u>\$252,435</u></u>

County of El Paso, Texas
County Attorney
Jo Anne Bernal
October 1, 2016 through September 30, 2017

Collections

	NSF Checks	County Attorney Fees	Protective Order Application Fees	Other Commissions	Bond Forfeiture Commissions	Totals
October	\$12,486	\$1,383	\$46	\$1,908	\$3,200	\$19,023
November	12,958	1,664	52	4,646	2,400	21,720
December	8,222	831	67	3,435	3,000	15,555
January	11,659	1,162	65	3,337	2,300	18,523
February	12,702	1,641	41	5,708	3,700	23,792
March	13,422	1,546	120	3,023	1,600	19,711
April	13,049	1,409	50	1,973	1,300	17,781
May	13,134	1,219	178	5,904	1,900	22,335
June	19,734	1,651	112	6,158		27,655
July	12,181	1,296	100	2,635	13,200	29,412
August	12,040	1,359	124	2,345	3,200	19,068
September	9,744	893	104	3,919	3,200	17,860
Totals	<u>\$151,331</u>	<u>\$16,054</u>	<u>\$1,059</u>	<u>\$44,991</u>	<u>\$39,000</u>	<u>\$252,435</u>

County Attorney Fee Collections



Fiscal Years	2008	2009	2010	2011	2012	2013	2014	2015	2016	2017
■ Fees	\$177	\$160	\$113	\$103	\$74	\$46	\$31	\$22	\$19	\$16
▣ Commissions	\$94	\$48	\$50	\$32	\$16	\$34	\$60	\$59	\$85	\$84
■ Protective Orders	\$5	\$6	\$2	\$6	\$6	\$4	\$2	\$1	\$1	\$1
▣ NSF Checks	\$1,405	\$1,236	\$927	\$904	\$649	\$409	\$253	\$198	\$189	\$151

County of El Paso, Texas
County Clerk
Delia Briones
October 1, 2016 through September 30, 2017

Fees

Collections:

Interest Income:

Interest		\$6,500
----------	--	---------

Filings and Recordings:

Certified Copies	\$104,568	
Courthouse Security	68,504	
Deeds	879,225	
Financial Statements and Assumed Names	16,558	
Records Management & Preservation	662,030	\$1,730,885

Vital Statistics:

Birth Certificates	1,110,508	
Certified Copies of Marriage Licenses	60,132	
Death Certificates	52,343	
Marriage Licenses	221,760	1,444,743

Other Clerk's Fees:

Administrative Fee	50	
Archive Fees	675,839	
County Clerk's Fee	1,899,742	
Returned Checks Service Charge		
Vitals Preservation Fees	78,918	
Miscellaneous Fees	63	2,654,612
Total County Clerk's Fees Collected		5,830,240

Licenses and Permits:

Beer and Wine Licenses	860	
Sewage Inspection Permits	59,510	60,370

Court Costs:

Bond Forfeitures	39,000	
Civil	483,551	
County Sheriff	147,386	
Courthouse Security	16,889	
Citation of Publication		
Alternative Dispute Resolution	47,313	
Court Reporter Fees	61,652	
Judges' Educational Fund	33,530	
Jury Fund	514	
Legal Service Fee	33,670	
Library Fund	110,419	
Probate	215,109	
Records Management & Preservation	35,853	
State E-filing System	153,618	
CC Court of Appeals Fee- Eighth District of Texas Court	12,424	
Texas Judicial Fund	79,319	
Judicial and Court Personnel Training Fee	770	
State Judicial Support Fee	7,686	
Support Court Guardianship Fee	43,621	1,522,324

Miscellaneous State Fees:

Birth Certificate Comptroller Fees-State	99,107	
Birth Certificate Fees-State	1,883	
Marriage License Fees-State	221,760	
Sewage Inspection Fees-State	2,320	325,070

Total Collections		<u>\$7,744,504</u>
-------------------	--	--------------------

(continued)

County of El Paso, Texas
County Clerk
Delia Briones
October 1, 2016 through September 30, 2017

Disbursements

Disbursements:

To County Treasury:

Archive Fees	\$675,839	
County Attorney Commissions	39,000	
County Clerk Records Management & Preservation Fund	662,030	
Courthouse Security	85,393	
General Fund	5,398,867	
Library Fund	110,419	
Records Management & Preservation Fund	35,853	
Vitals Preservation Fees	<u>78,918</u>	\$7,086,319

To Others:

Alternative Dispute Resolution	47,313	
State of Texas	<u>610,874</u>	<u>658,187</u>

Total Disbursements \$7,744,504

(concluded)

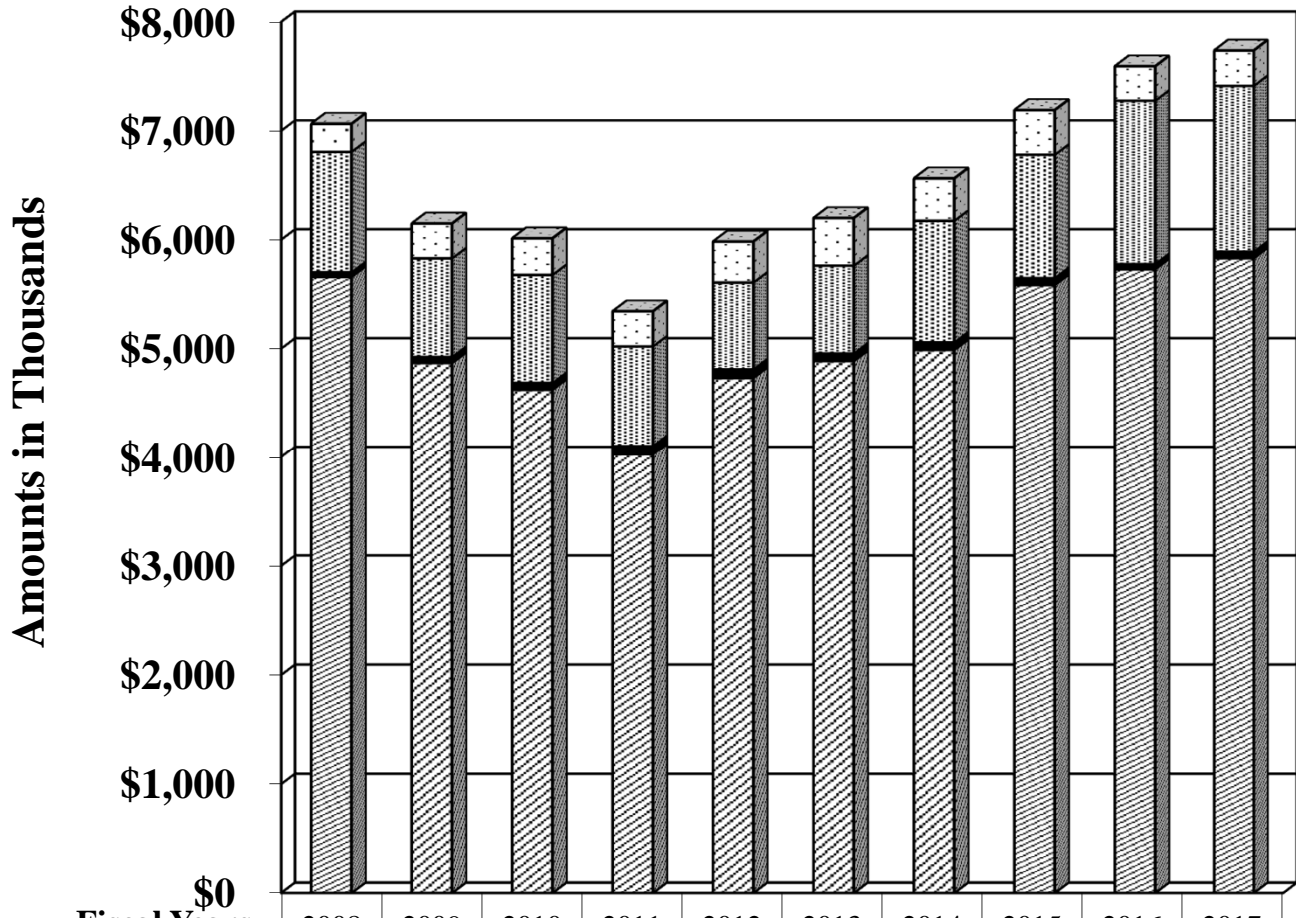
County of El Paso, Texas
County Clerk
Delia Briones
October 1, 2016 through September 30, 2017

Fees (1)

	County Clerk Fees	Court Costs	Beer and Wine Licenses	Sewage Inspection Permits	State Miscellaneous Fees	Totals
October	\$426,213	\$99,750	\$70	\$2,630	\$23,212	\$551,875
November	465,722	111,380	45	5,190	22,637	604,974
December	362,105	116,636	50	3,360	22,232	504,383
January	544,600	121,213	75	4,250	24,722	694,860
February	468,340	142,443	75	4,870	29,017	644,745
March	556,326	134,837	95	7,150	35,789	734,197
April	459,763	111,341	85	7,935	27,278	606,402
May	537,545	129,851	80	3,560	29,056	700,092
June	518,067	136,539	55	6,040	28,332	689,033
July	493,194	152,169	70	5,040	27,780	678,253
August	537,736	146,482	70	3,355	28,235	715,878
September	460,629	119,683	90	6,130	26,780	613,312
	<u>\$5,830,240</u>	<u>\$1,522,324</u>	<u>\$860</u>	<u>\$59,510</u>	<u>\$325,070</u>	<u>\$7,738,004</u>

(1) This table excludes interest income.

County Clerk Fee Collections



Fiscal Years	2008	2009	2010	2011	2012	2013	2014	2015	2016	2017
□ Miscellaneous Fees	\$257	\$320	\$336	\$322	\$376	\$437	\$389	\$410	\$316	\$325
▣ Court Costs	\$1,106	\$906	\$992	\$918	\$797	\$806	\$1,116	\$1,132	\$1,500	\$1,522
■ Licenses & Permits	\$42	\$55	\$63	\$78	\$79	\$70	\$70	\$64	\$47	\$60
▤ Clerk's Fees	\$5,659	\$4,868	\$4,622	\$4,025	\$4,731	\$4,886	\$4,988	\$5,584	\$5,729	\$5,830

**County of El Paso, Texas
County Clerk
Miscellaneous Fees
October 1, 2016 through September 30, 2017**

Fines and Costs

Criminal Collections:

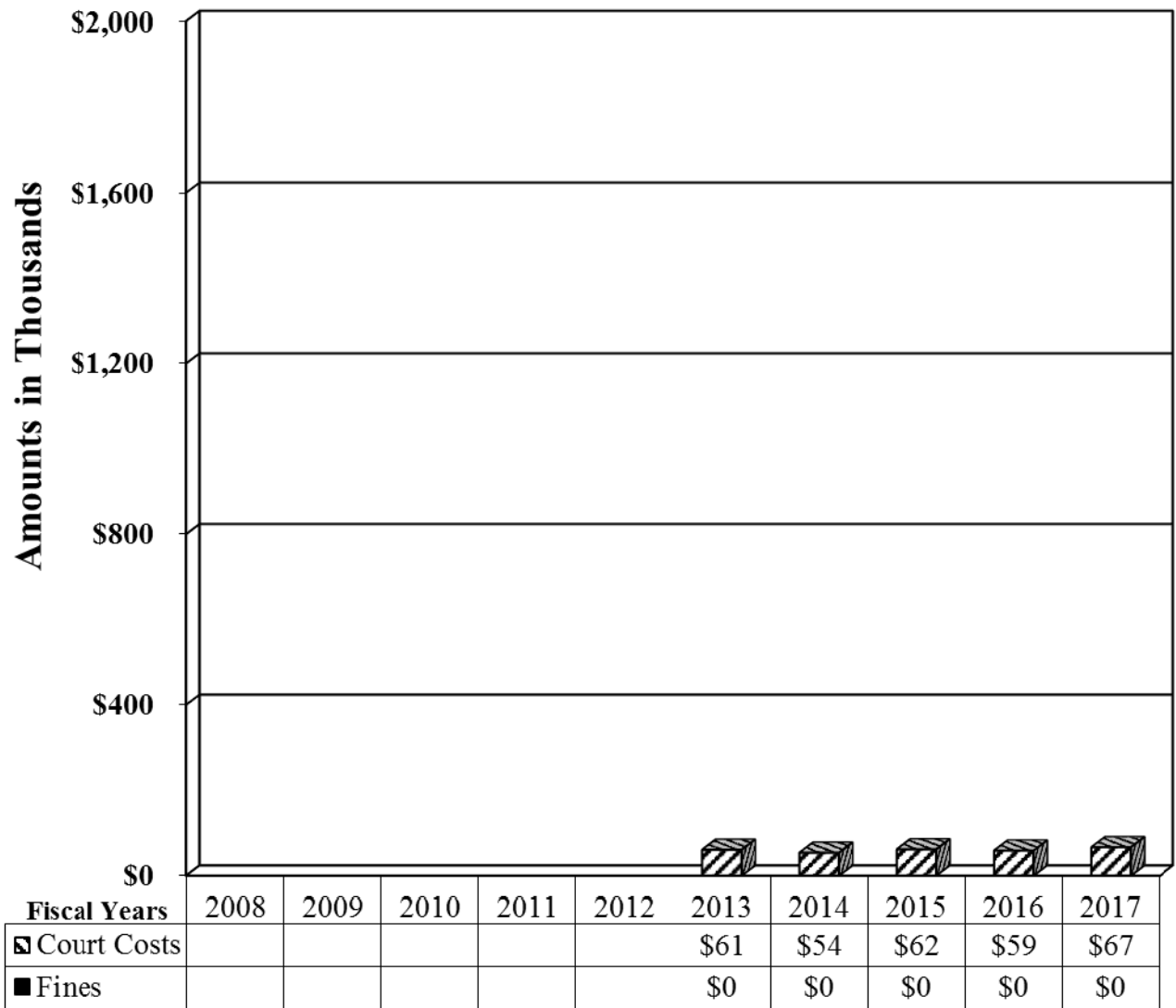
<u>By Financial Recovery Division and El Paso County Community Supervision and Corrections:</u>	Fines	County Court Costs	State Court Costs	Totals
October				
November				
December				
January				
February				
March				
April				
May				
June				
July				
August				
September				
<hr/>				
Total Criminal Collections				

Civil Collections:

By County Clerk:

October	\$3,354	\$246	\$3,600
November	3,871	293	4,164
December	4,340	382	4,722
January	4,834	248	5,082
February	6,561	405	6,966
March	8,107	134	8,241
April	6,261	356	6,617
May	5,304	536	5,840
June	5,361	458	5,819
July	6,427	356	6,783
August	4,587	115	4,702
September	3,575	408	3,983
<hr/>			
Total Civil Collections	62,582	3,937	66,519
<hr/>			
Total Collections	\$62,582	\$3,937	\$66,519

County Clerk Miscellaneous Fees



**County of El Paso, Texas
Financial Recovery Division
County Administration
October 1, 2016 through September 30, 2017**

Fees (1)

Collections:

County Court Costs and Fees:

Constable Fees	\$42	
County Clerk CCC-DWI-PD	40,420	
County Clerk's Fees	212,420	
Court Appointed Attorney Fees	11,801	
Courthouse Security	12,518	
Judicial Support County (SJPC)	2,146	
Juvenile Case Management Fee	1,087	
Fines	1,558,184	
Graffiti Eradication Fees		
Jury Fees	14,433	
Local Crime Stoppers	5,017	
Other Fees	14,505	
Prosecuting Attorney Fees	55,381	
Records Management Fees	89,340	
Sheriff Fees	101,111	
Time Payment Fees	25,564	\$2,143,969
Traffic Fees		
Bracelet fees DWI Drug Crt (SCRAM)		

State Court Costs:

Breath Alcohol Test Fees	2	
Compensation for Victims of Crime	32,669	
Consolidated Court Costs Fees	310,357	
Correctional Management Institute Fee	0	
Crime Stoppers Assistance Fund		
Criminal Justice Planning	5	
Department of Public Safety	5,167	
DNATesting Fee	9,630	
Emergency Medical System	113,080	
Fugitive Apprehension	9	
Judicial and Court Personnel Training	4	
Law Enforcement Education	2	
State Traffic Fee	152	
Texas Alcohol Beverage Commission	70	
Texas Judicial Fund	32,700	
University of Texas-El Paso	248	
Judiciary Support State (SJFS)	19,285	
Drug Court Fund (DWI-DCF)	109,343	
Indigent Defense Fund (IDF)	7,134	
State E-filing System	17,555	682,522

Other Collections:

Restitution Fees	2,578	2,578
Total Collections		<u><u>\$2,829,069</u></u>

Disbursements:

General Fund	2,042,110	
Courthouse Security	12,518	
Records Management and Preservation	89,340	
State of Texas	682,522	
Others	2,578	
Total Disbursements		<u><u>\$2,829,068</u></u>

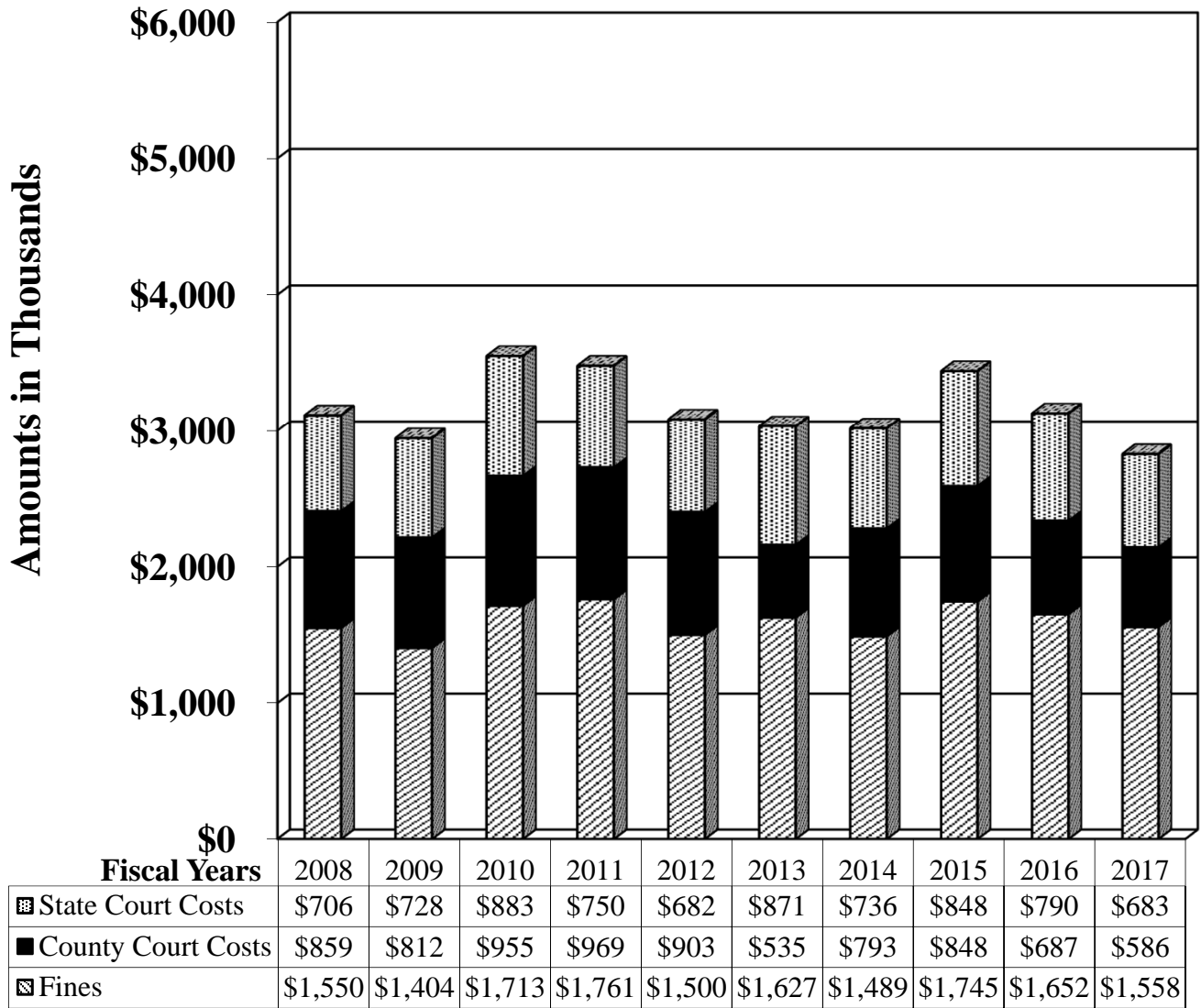
(1) In addition to total collections, an amount of \$1,262,840 was collected for the Justices of the Peace.

**County of El Paso, Texas
Financial Recovery Division
County Administration
October 1, 2016 through September 30, 2017**

Fees

	County Clerk Fees	Courthouse Security	Records Management Fees	Other County Court Costs and Fees	Fines	State Court Costs	Other Fees	Totals
October	\$17,094	\$994	\$7,164	\$23,489	\$121,871	\$54,416	\$347	\$225,374
November	17,660	1,036	7,348	22,761	115,434	55,486	260	219,984
December	15,585	889	6,386	20,144	102,255	46,846	182	192,287
January	18,868	1,097	7,762	24,199	136,556	58,111	311	246,904
February	20,384	1,237	8,808	28,518	158,193	67,366	131	284,637
March	21,986	1,357	9,705	29,933	173,666	73,954	505	311,107
April	17,836	1,078	7,673	22,805	138,853	59,375	131	247,750
May	18,299	1,060	7,544	22,539	132,609	58,515	209	240,775
June	17,396	1,014	7,315	21,252	123,750	57,516	129	228,371
July	14,978	872	6,183	16,944	116,745	47,486	183	203,391
August	16,409	944	6,713	19,039	130,307	52,311	73	225,795
September	15,925	941	6,739	19,886	107,947	51,140	117	202,694
Totals	\$212,420	\$12,518	\$89,340	\$271,507	\$1,558,184	\$682,522	\$2,578	\$2,829,069

County Administration Financial Recovery Division Criminal Fee Collections



County of El Paso, Texas
 County Sheriff
 Richard Wiles
October 1, 2016 through September 30, 2017

Funds and Fees

<u>Collections:</u>		
<u>Interest Income:</u>		
N.O.W. Account		\$740
<u>By Sheriff:</u>		
<u>Prisoner Maintenance:</u>		
Federal Prisoners	\$21,885,760	
City of El Paso Prisoners	374,093	
U.S. Extradition Service, LLC	14,305	
Weekender Prisoner	3,520	22,277,678
<u>Miscellaneous:</u>		
Bail Bond Posting Fee	172,620	
Executions and Orders of Sale	119,670	
Foreign Civil Costs	61,057	
Identification Records	39,273	
Alarm Permit	5,160	
Sexually Oriented Business	16,125	
Special Events	1,860	
Bail Bond Background Application Fee	4,144	419,909
Other		
<u>Misdemeanors:</u>		
Breath Alcohol Testing		
Compensation to Victims of Crime Fund		
Comprehensive Rehabilitation Fund		
Consolidated Court Costs		
County Clerk Fees		
Courthouse Security Fund		
Crime Stoppers		
Criminal Justice Planning Fund		
Criminal Prosecution Fee		
DWI Video Fee		
Fines		
Fugitive Apprehension Fund		
General Revenue Fund		
Justice and Court Personnel Training Fund		
Law Enforcement Education Fund		
Operators and Chauffeurs License Fund		
Records Management & Preservation		
Sheriff Fees		
Texas Judicial Fund		
Trial		
Total Collections by Sheriff		22,698,327
<u>By Other County Offices:</u>		
County Clerk	147,386	
Financial Recovery Division	101,112	
District Clerk	657,890	
Justices of the Peace	64,179	970,567
Total Funds and Fees Collected		\$23,668,894
<u>Disbursements:</u>		
<u>To County Treasury:</u>		
<u>Prisoner Maintenance:</u>		
U. S. Marshall	\$21,885,760	
City of El Paso	374,093	
U.S. Extradition Service, LLC	14,305	\$22,277,678
Weekender Prisoner	3,520	
N. O. W. Account Interest Earned		740
Miscellaneous Fees		419,909
Total Direct Disbursements to County Treasury		22,698,327
<u>Disbursements to County by Other Offices:</u>		
County Clerk	147,386	
Financial Recovery Division	101,112	
District Clerk	657,890	
Justices of the Peace	64,179	970,567
Total Disbursements		\$23,668,894

County of El Paso, Texas
County Sheriff
Richard Wiles
October 1, 2016 through September 30, 2017

Funds and Fees (1)

Collections:

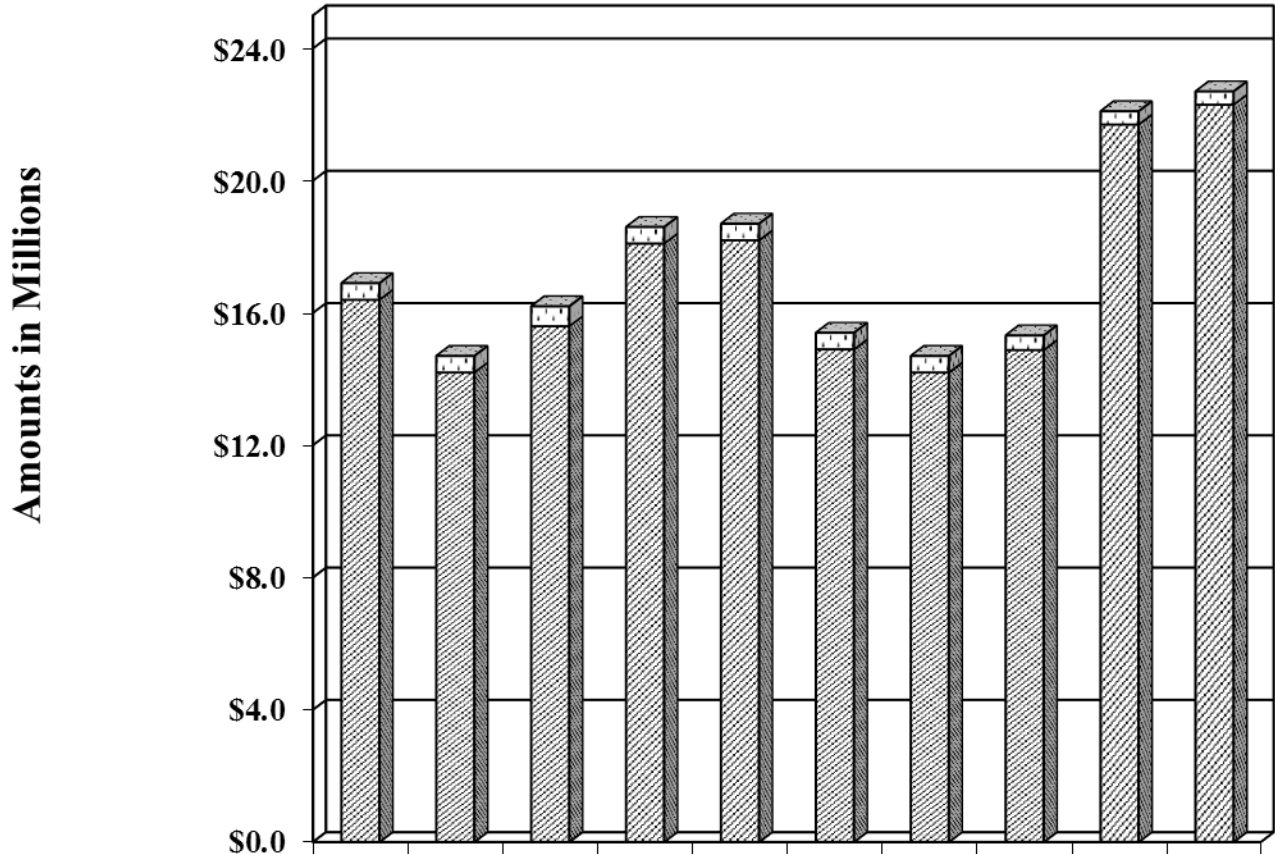
	Prisoner Maintenance	Miscellaneous	By Other County Officers	Misdemeanors	Totals
October	\$2,186,635	\$33,381	\$89,711		\$2,309,727
November	2,110,323	34,568	146,797		2,291,688
December	2,098,057	32,124	116,646		2,246,827
January	2,130,294	29,098	63,350		2,222,742
February	1,806,775	29,488	63,292		1,899,555
March	1,914,134	41,305	31,239		1,986,678
April	1,748,989	34,791	112,332		1,896,112
May	1,738,427	36,487	27,096		1,802,010
June	1,739,161	33,852	74,172		1,847,185
July	1,736,054	34,737	72,290		1,843,081
August	1,545,015	46,544	111,833		1,703,392
September	1,523,814	33,534	61,809		1,619,157
Totals	\$22,277,678	\$419,909	\$970,567		\$23,668,154

Collections By Justices of the Peace:

	Misdemeanor Totals
Robert T. Pearson, Precinct No. 1 (Northwest)	\$626
Brian J. Haggerty, Precinct No. 2 (Northeast)	4,147
Guadalupe Aponte, Precinct No. 3 (Central)	437
Jesus Urenda, Precinct No. 4 (East)	5,504
John Chatman, Precinct No. 5 (Lower Valley)	3,610
Ruben Lujan, Precinct No. 6, Place 1 (Clint)	19,890
Enedina Nina Serna, Precinct No. 6, Place 2 (Far East)	16,083
Kelly Dickson, Precinct No. 7 (Vinton)	13,882
Total Collections by Justice of the Peace	\$64,179

(1) This table excludes the interest income.

County Sheriff Funds and Fees Collected



Fiscal Years	2008	2009	2010	2011	2012	2013	2014	2015	2016	2017
▣ Fees	\$0.5	\$0.5	\$0.6	\$0.5	\$0.5	\$0.5	\$0.5	\$0.4	\$0.4	\$0.4
■ Fines and Costs	\$0.0	\$0.0	\$0.0	\$0.0	\$0.0	\$0.0	\$0.0	\$0.0	\$0.0	\$0.0
▨ Prisoner Maintenance	\$16.4	\$14.2	\$15.6	\$18.1	\$18.2	\$14.9	\$14.2	\$14.9	\$21.7	\$22.3

County of El Paso, Texas
County Tax Assessor-Collector
Ruben P. Gonzalez
October 1, 2016 through September 30, 2017

Funds and Fees

Collections:

Interest Income:

N. O. W. Account	\$7,508
------------------	---------

Fees:

County	20,988,049
--------	------------

Funds:

County	\$180,838,757	
State	147,272,728	
Total Funds		328,111,485
Total Collections		\$349,107,042

Disbursements:

Remitted to County Treasury:

N. O. W. Account Interest	\$7,508
Fees of Office	20,988,049
Funds of Office	180,838,757

Other Remittances:

State	147,272,728
Total Disbursements	\$349,107,042

County of El Paso, Texas
County Tax Assessor-Collector
Ruben P. Gonzalez
October 1, 2016 through September 30, 2017

	<u>Funds</u>	
	<u>County</u>	<u>State</u>
<u>Ad Valorem Taxes:</u>		
Current Taxes	\$174,400,964	
Delinquent Taxes	1,336,402	
Penalty and Interest	834,224	
State Delinquent Taxes		
Total Ad Valorem Taxes	<u>176,571,590</u>	
<u>Other Funds:</u>		
Vehicle Registration	360,000	\$45,429,824
Beer and Wine Licenses	4,431	
Liquor Licenses	156,617	
Occupation Permits	25,347	
Hotel Occupancy Tax	3,720,772	
State Titles		1,477,440
Vehicle Sales Tax (Comptroller)		99,621,832
Road and Bridge		
Farms Fees		1,915
Rebuilt Fees		<u>741,717</u>
Total Other Funds	<u>4,267,167</u>	<u>147,272,728</u>
Total Funds	<u><u>\$180,838,757</u></u>	<u><u>\$147,272,728</u></u>

**County of El Paso, Texas
County Tax Assessor-Collector
Ruben P. Gonzalez
October 1, 2016 through September 30, 2017**

Fees

Vehicle Registration

Registration Fees	\$1,700,005	
Road and Bridge	6,443,460	
Title Fees	923,390	
Mobility Fund Fees	6,443,370	
Concessionary fees	119,955	
Total Highway Licenses and Titles		\$15,630,180

Other Fees:

County Liquor License	8,243	
County Occupation Permits	1,334	
Vehicle Sales Taxes (CRB Fund)	5,157,537	
Non-sufficient Funds Checks	2,430	
Miscellaneous	4,162	
Title Runner License	10,645	
Scofflaw fee	73,118	
68 A-Inspections performed	100,400	
Total Other Fees		5,357,869

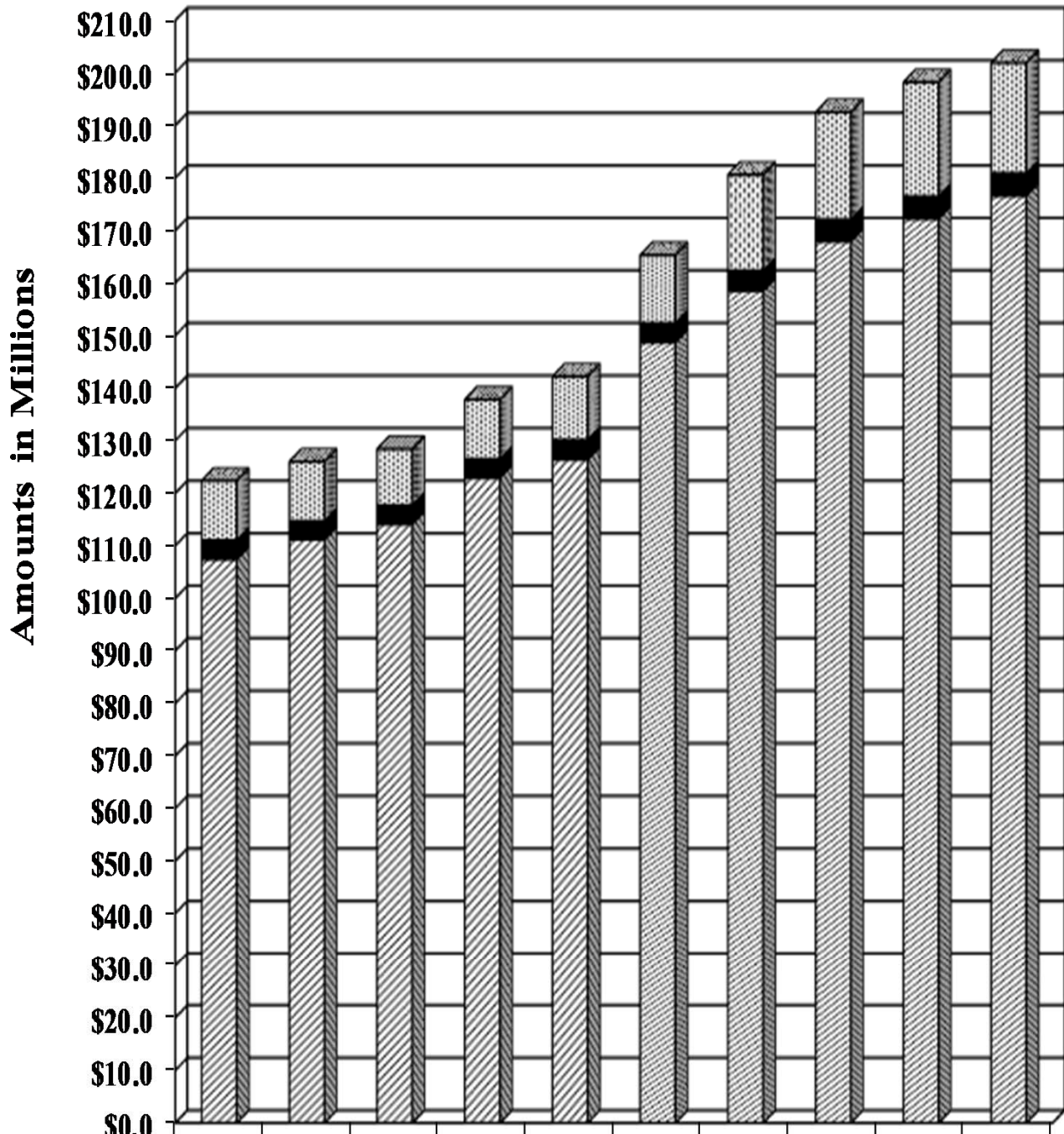
Total Fees of Office		\$20,988,049
----------------------	--	--------------

County of El Paso, Texas
County Tax Assessor-Collector
Ruben P. Gonzalez
October 1, 2016 through September 30, 2017

Disbursements

	N. O. W. Account Interest	Fees	Funds	County Totals	State Totals
October	\$462	\$1,169,803	\$1,655,978	\$2,826,243	\$11,750,794
November	430	1,090,596	8,875,779	9,966,805	10,866,184
December	997	1,120,074	76,006,595	77,127,666	11,136,050
January	852	1,283,098	60,172,560	61,456,510	12,496,068
February	786	1,281,128	23,889,673	25,171,587	11,426,244
March	558	1,700,027	2,864,245	4,564,830	15,785,347
April	621	5,293,894	2,031,597	7,326,112	9,626,291
May	787	2,854,565	1,695,710	4,551,062	12,519,463
June	680	1,246,640	732,081	1,979,401	13,336,240
July	443	1,525,952	1,676,510	3,202,905	12,622,341
August	506	1,250,581	744,129	1,995,216	13,894,262
September	386	1,171,691	493,900	1,665,977	11,813,444
Totals	<u>\$7,508</u>	<u>\$20,988,049</u>	<u>\$180,838,757</u>	<u>\$201,834,314</u>	<u>\$147,272,728</u>

County Tax Assessor-Collector County Funds



Fiscal Years	2008	2009	2010	2011	2012	2013	2014	2015	2016	2017
█ Fees	\$11.3	\$11.3	\$10.7	\$11.3	\$12.0	\$12.9	\$18.2	\$20.4	\$21.7	\$21.0
█ Funds	\$3.7	\$3.5	\$3.6	\$3.6	\$3.8	\$3.7	\$3.9	\$4.2	\$4.3	\$4.3
█ Taxes	\$107.4	\$111.2	\$114.1	\$122.9	\$126.4	\$148.7	\$158.5	\$167.9	\$172.2	\$176.6

County of El Paso, Texas
District Clerk
Norma Favela Barcelean
October 1, 2016 through September 30, 2017

Fees

Collections:

Interest Income:

N.O.W. Account -

Fines and Court Costs:

Alternative Dispute Resolution Fund	\$135,337	
Bond Forfeitures	330,600	
Constable Fees	21	
Court Reporter Fees	263,048	
Courthouse Security	48,107	
District Clerk Fees	1,535,356	
District Clerk Record Management	228,090	
Court Records Preservation Fund	91,611	
Domestic Relations	119,382	
Family Protection Fee	44,995	
Jury Fees	79,548	
Jury Fines	228,129	
Legal Service Fees	87,641	
Library Fees	304,604	
Non-Disclosure Fee	1,288	
Records Management and Preservation Fund	9,970	
Sheriff Fees	657,890	
County Atty Protective Orders	1,059	
Support of the State Judiciary Fund	447,070	
Judicial and Court Personnel Training Fee	1,385	
Eight District Court Of Appeals	44,495	
State eFiling System Fund	295,597	
Texas Judicial Fund	401,161	\$5,356,384

Miscellaneous:

Fees collected for other Counties	18,663	
Refundable Fees	7,527	
Juror Donations	11,162	
Passport Acceptance Fees	432,875	470,227
		<u>\$5,826,611</u>

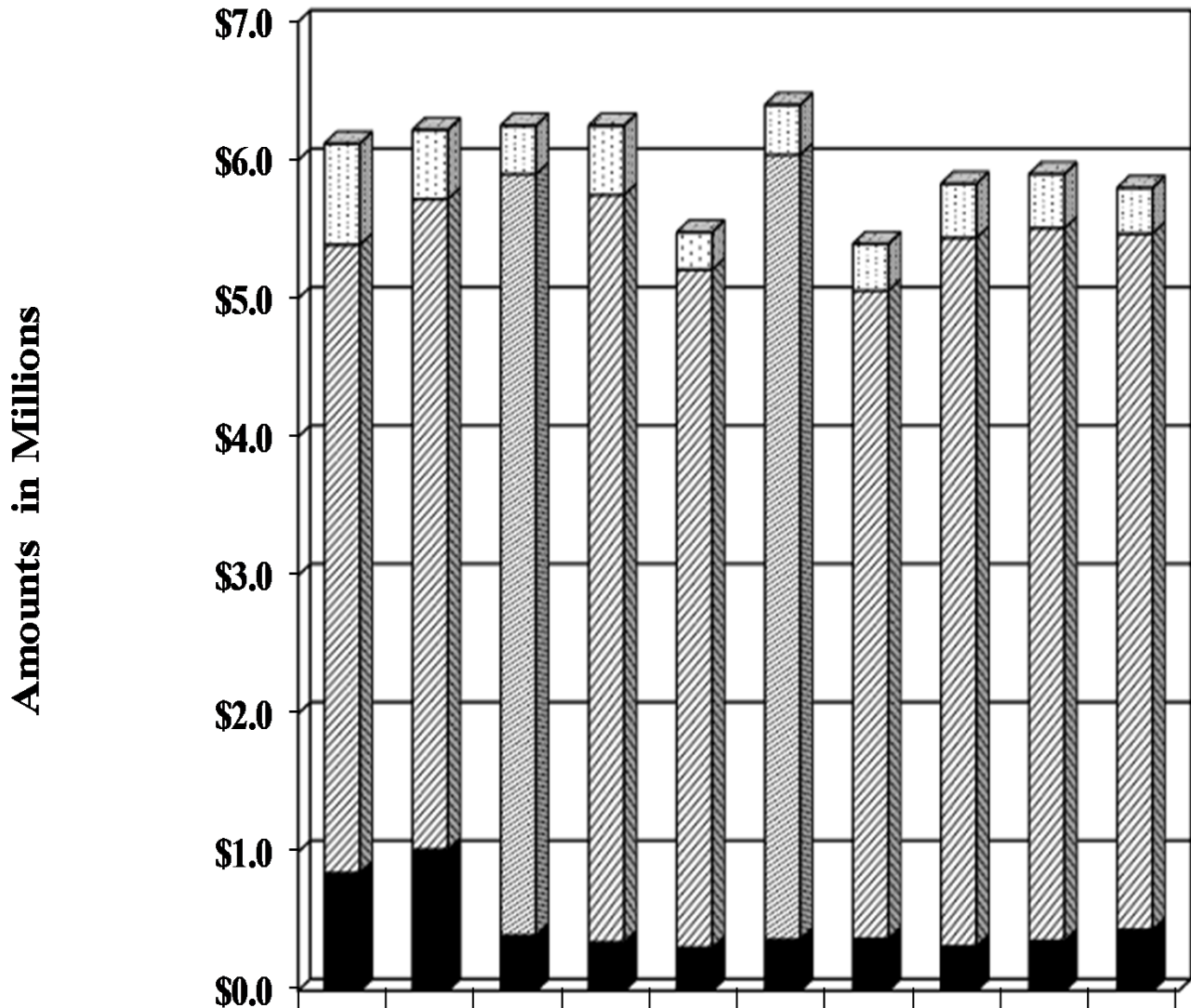
Disbursements:

General Fund	\$3,084,952
State	1,274,255
Law Library Fund	304,604
Records Management and Preservation Fund	9,970
District Clerk Fees Record Management Fund	228,090
Family Protection Fee Fund	44,995
Courthouse Security Fund	48,107
Sheriff	657,890
County Atty Protective Orders	1,059
Juror Donations	11,162
Others	26,190
Alternative Dispute Resolution Fund	135,337
Total Disbursements	<u>\$5,826,611</u>

County of El Paso, Texas
District Clerk
Norma Favela Barceleau
October 1, 2016 through September 30, 2017

Month	Fines and Court Costs	Bond Forfeitures	Miscellaneous Fees	Other Fees	Total
October	\$354,785	\$15,156	\$22,083	\$1,728	\$393,752
November	481,183	48,328	21,915	1,680	553,106
December	402,448	19,627	18,851	2,022	442,948
January	364,643	19,815	30,498	2,395	417,351
February	400,125	40,140	34,978	3,556	478,799
March	417,449	11,039	60,809	1,807	491,104
April	460,270	3,413	47,927	3,529	515,139
May	359,846	62,353	48,105	1,307	471,611
June	423,910	50,655	47,657	2,334	524,556
July	401,295	27,019	44,523	2,280	475,117
August	561,450	4,871	40,459	2,548	609,328
September	398,283	28,184	26,232	1,004	453,703
Total	\$5,025,687	\$330,600	\$444,037	\$26,190	\$5,826,514

District Clerk Collections



Fiscal Years	2008	2009	2010	2011	2012	2013	2014	2015	2016	2017
■ Bond Forfeitures	\$0.73	\$0.50	\$0.35	\$0.50	\$0.27	\$0.36	\$0.34	\$0.39	\$0.39	\$0.33
▨ Fines and Costs	\$4.54	\$4.70	\$5.50	\$5.40	\$4.90	\$5.67	\$4.68	\$5.12	\$5.15	\$5.03
■ Miscellaneous Fees	\$0.85	\$1.02	\$0.40	\$0.35	\$0.31	\$0.37	\$0.38	\$0.32	\$0.36	\$0.44

**County of El Paso, Texas
District Clerk
Miscellaneous Fees
October 1, 2016 through September 30, 2017**

Criminal Collections:

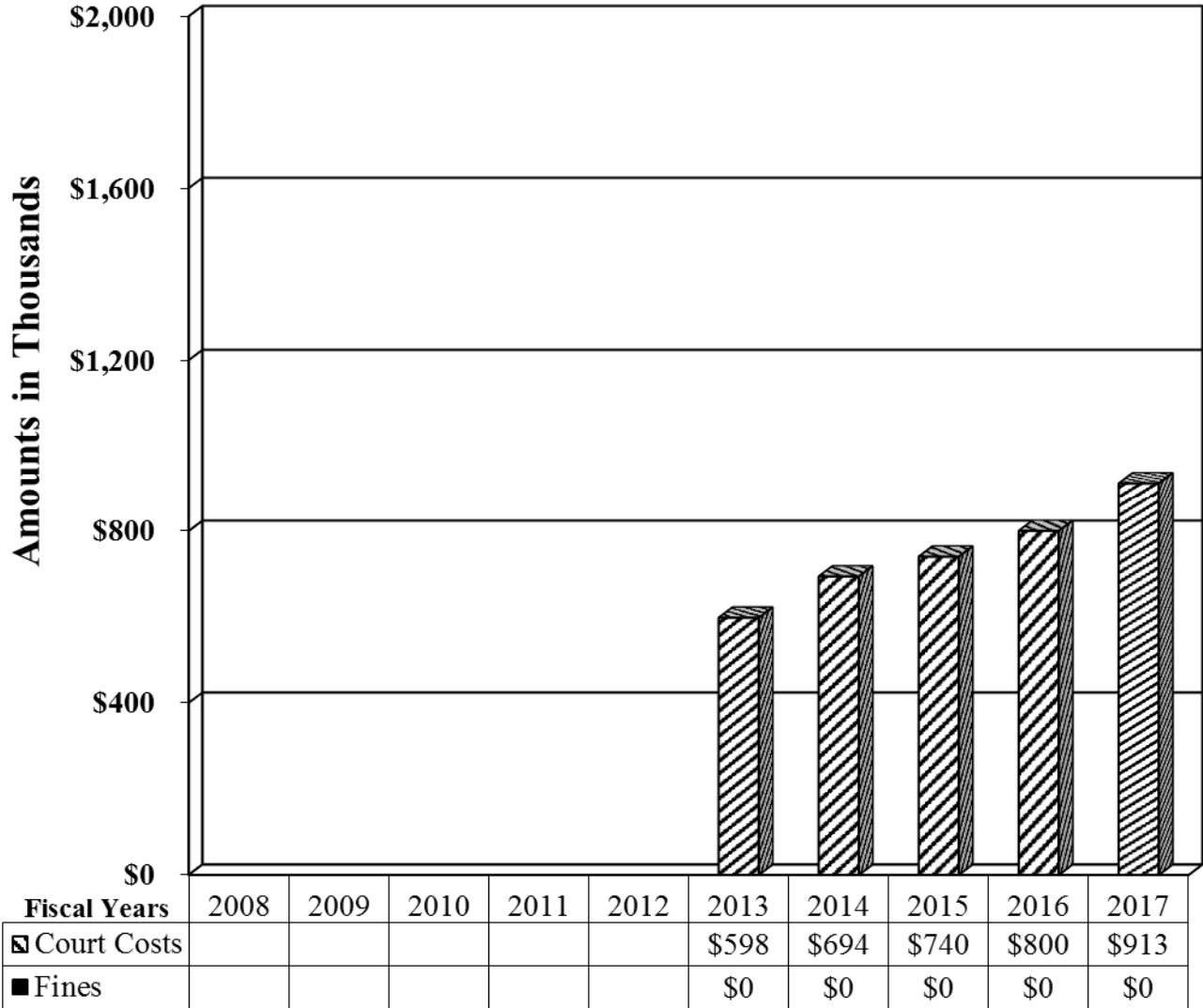
<u>By Financial Recovery Division and El Paso County Community Supervision and Corrections:</u>	Fines	County Court Costs	State Court Costs	Totals
October				
November				
December				
January				
February				
March				
April				
May				
June				
July				
August				
September				
<hr/>				
Total Criminal Collections				

Civil Collections:

By District Clerk:

October	\$48,415	\$5,464	\$53,879
November	49,246	6,357	55,603
December	43,540	5,555	49,095
January	57,584	5,967	63,551
February	66,601	6,860	73,461
March	104,062	10,894	114,956
April	84,343	10,186	94,529
May	82,513	8,390	90,903
June	79,525	6,698	86,223
July	79,355	8,219	87,574
August	75,674	7,675	83,349
September	53,985	5,520	59,505
<hr/>			
Total Civil Collections	824,843	87,785	912,628
<hr/>			
Total Collections	\$824,843	\$87,785	\$912,628

District Clerk Miscellaneous Fees



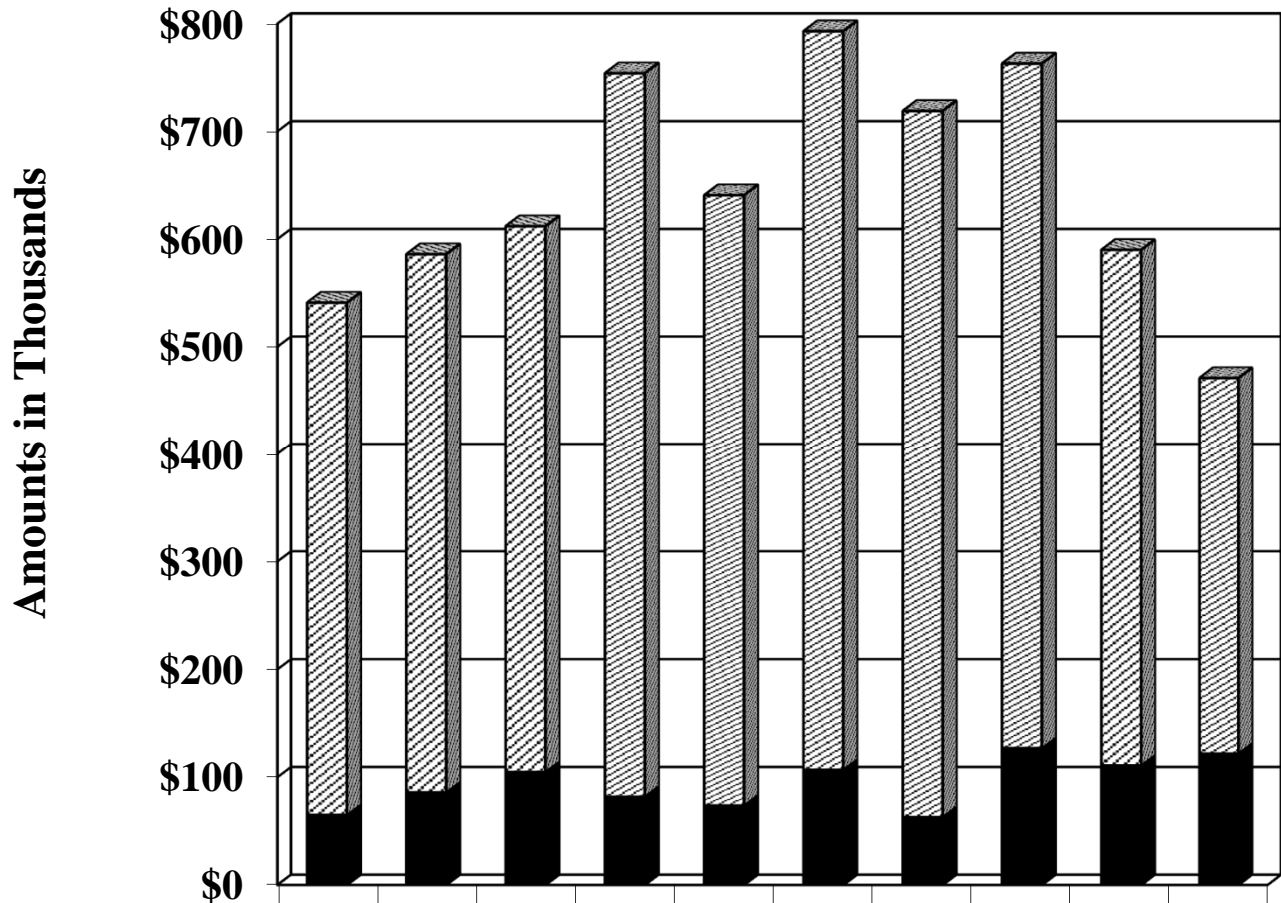
**County of El Paso, Texas
Domestic Relations Office
Judy Branham, Executive Director
October 1, 2016 through September 30, 2017**

Child Support Division

Collections:

	DRO Fees	DRO Filing Fees Collected by District Clerk	DRO Service Collected by District Clerk	State Disbursements	Medical State Disbursements	Totals
October	\$33,835	\$4,496	\$5,652			\$43,983
November	32,069	3,880	4,176			40,125
December	28,957	3,558	4,207	\$702		37,424
January	34,195	4,017	4,829	486		43,527
February	35,805	4,207	5,792			45,804
March	34,711	5,914	8,419	93,713		142,757
April	16,874	4,349	6,411	12,099		39,733
May	34,770	4,890	6,200	42,892		88,752
June	32,766	5,055	5,224	42,584		85,629
July	27,666	4,987	5,796	37,889		76,338
August	19,302	5,674	5,760	17,782		48,518
September	17,685	4,977	3,852	109,096		135,610
Totals	\$348,635	\$56,004	\$66,318	\$357,243		\$828,200

Domestic Relations Office Collections



Fiscal Years	2008	2009	2010	2011	2012	2013	2014	2015	2016	2017
▨ DRO Fees	\$476	\$500	\$507	\$672	\$567	\$686	\$656	\$636	\$479	\$349
■ DRO Filing Fees	\$65	\$86	\$105	\$82	\$74	\$107	\$63	\$127	\$111	\$122

County of El Paso, Texas
El Paso County Community Supervision and Corrections Department
Magdalena Morales-Aina, Director
October 1, 2016 through September 30, 2017

Funds and Fees

Collections:

County Court Costs:

Attorney Fees	\$399	
County Service Evaluation Fees	309,044	
District Clerk Fees	1	
El Paso Crime Stoppers	9,008	
Fines	2,412	
Records Management and Preservation	3	
346 E.P Veterans Court Program	12,542	
Total County Court Costs		\$333,409

Other County Fees:

Returned Check Fees

State Court Costs:

Compensation to Victims of Crime Fund	3,365	
Criminal Justice Planning Fund	3	
DNA Testing Fee	5,637	
Law Enforcement Education Fund	1	
Sex Offender Fees	9,849	
Total State Court Costs		18,855

City Court Cost

EPPD Lab Fee	12,983	12,983

Adult Probation Funds:

Administrative Fees	1,617	
Drug Court PGM 243RD Drug Cases	16,020	
PR Bond Occupational Lic Interlock Fee	66,047	
SAFPF Program Fee	12,032	
UA Lab Testing Fee	2,851	
Pre-trial Intervention Program Fees	594,375	
PR Probation Fees	2,108,808	
Total Adult Probation Funds		2,801,750

Restitution Funds:

Restitution	759,177	759,177
Total Collections		\$3,926,174

Disbursements:

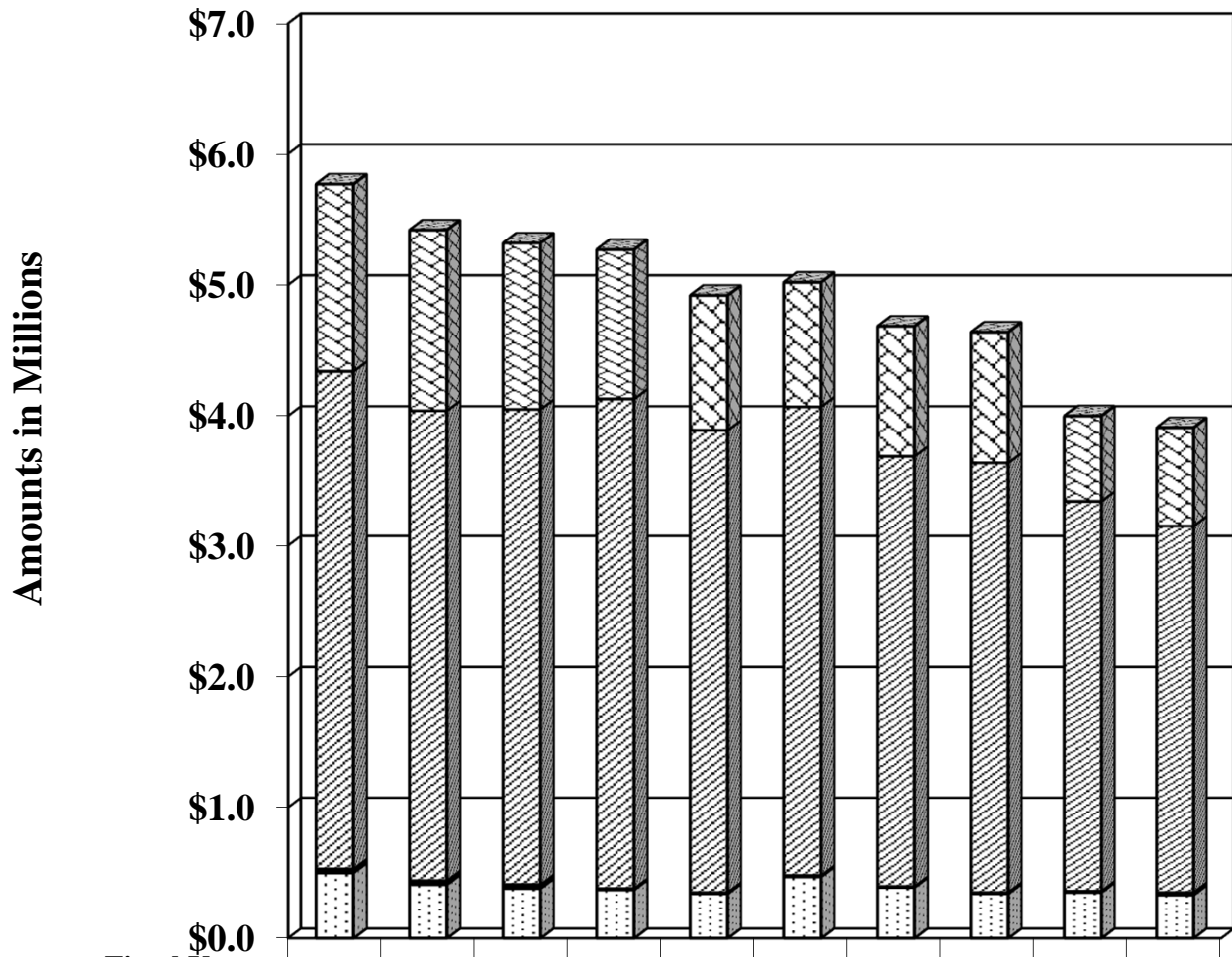
Adult Probation Funds	\$2,801,750	
County	333,409	
Restitution Recipients	759,177	
State	18,855	
City	12,983	
Total Disbursements		\$3,926,174

County of El Paso, Texas
El Paso County Community Supervision and Corrections Department
Magdalena Morales-Aina, Director
October 1, 2016 through September 30, 2017

Funds and Fees

	County Court Costs	State Court Costs	Adult Probation Funds	Restitution	City	Totals
October	\$25,364	\$1,812	\$218,317	\$50,415	\$530	\$296,438
November	27,562	1,278	212,183	55,313	955	297,291
December	22,412	1,743	189,518	59,703	705	274,081
January	31,293	1,233	233,022	48,848	1,102	315,498
February	35,868	2,248	289,258	75,510	768	403,652
March	37,528	2,397	309,754	84,407	1,953	436,039
April	26,023	989	243,356	73,894	1,350	345,612
May	27,388	2,391	238,081	59,176	1,351	328,387
June	25,849	1,379	226,563	63,834	1,245	318,870
July	24,311	1,471	204,238	58,919	912	289,851
August	24,550	916	228,292	75,592	1,332	330,682
September	25,261	998	209,168	53,566	780	289,773
TOTALS	\$333,409	\$18,855	\$2,801,750	\$759,177	\$12,983	\$3,926,174

El Paso County Community Supervision and Corrections Department



Fiscal Years	2008	2009	2010	2011	2012	2013	2014	2015	2016	2017
Restitution Funds	\$1.43	\$1.38	\$1.27	\$1.14	\$1.03	\$0.95	\$1.00	\$1.00	\$0.66	\$0.76
Probation Funds	\$3.81	\$3.60	\$3.64	\$3.75	\$3.54	\$3.59	\$3.29	\$3.29	\$2.98	\$2.80
State Court Costs	\$0.03	\$0.03	\$0.03	\$0.01	\$0.01	\$0.01	\$0.01	\$0.01	\$0.01	\$0.02
County Court Costs	\$0.50	\$0.41	\$0.38	\$0.37	\$0.34	\$0.47	\$0.39	\$0.34	\$0.35	\$0.33

**County of El Paso, Texas
Constables - All Precincts
October 1, 2016 through September 30, 2017**

Fines and Fees

Collections:

By Justice of the Peace

Criminal Fines and Fees (1)

	JP1	JP2	JP3	JP4	JP5	JP6	JP6-2	JP7	Total
Oscar Ugarte, Precinct No. 1	\$45,626		\$7,028	\$3,005	\$2,708	\$1,462	\$11,054	\$9,386	\$80,269
Jeremiah M. Haggerty, Precinct No. 2				375			1,169		1,544
Hector Bernal, Precinct No. 3	14,177	1,084	115,813	8,642	18,628	511	14,168	6,832	179,855
Luis Aguilar, Precinct No. 4	1,193	1,396	1,193	73,267		700	1,396	1,550	80,695
Manny Lopez, Precinct No. 5			2,011		71,402		853		74,266
Javier Garcia, Precinct No. 6	2,088	375	6,033	12,456	17,494	20,165	57,690	2,407	118,708
Angie Sommers, Precinct No. 7	951		3,661	3,746	2,127		2,429	44,994	57,908
Total Misdemeanors	64,035	2,855	135,739	101,491	112,359	22,838	88,759	65,169	593,245

By Justice of the Peace for Constables

Constable Warrant Fees

Criminal

Oscar Ugarte, Precinct No. 1	14,714	10	55	96	12	10	5	5	14,907
Jeremiah M. Haggerty, Precinct No. 2		2,989							2,989
Hector Bernal, Precinct No. 3			21,836	5					21,841
Luis Aguilar, Precinct No. 4	44	39	43	17,178		25		125	17,454
Manny Lopez, Precinct No. 5				2	13,745				13,747
Javier Garcia, Precinct No. 6	20		40	105	10	24,348	41,674		66,197
Angie Sommers, Precinct No. 7	15	32	10		5			10,055	10,117
Total Misdemeanors	14,793	3,070	21,984	17,386	13,772	24,383	41,679	10,185	147,252

Civil and Small Claims

	102,495	165,548	76,419	124,107	117,446	51,874	48,786	50,835	737,510
Total	\$181,323	\$171,473	\$234,142	\$242,984	\$243,577	\$99,095	\$179,224	\$126,189	\$1,478,007

Foreign Civil

Oscar Ugarte, Precinct No. 1									\$1,800
Jeremiah M. Haggerty, Precinct No. 2									1,890
Hector Bernal, Precinct No. 3									3,715
Luis Aguilar, Precinct No. 4									2,765
Manny Lopez, Precinct No. 5									430
Javier Garcia, Precinct No. 6									490
Angie Sommers, Precinct No. 7									1,465
Total By Constables									\$12,555

Total Collections

\$1,490,563

Disbursements:

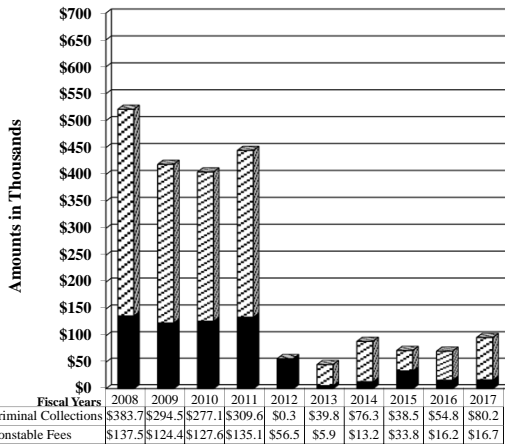
To County Treasury

Total Disbursements

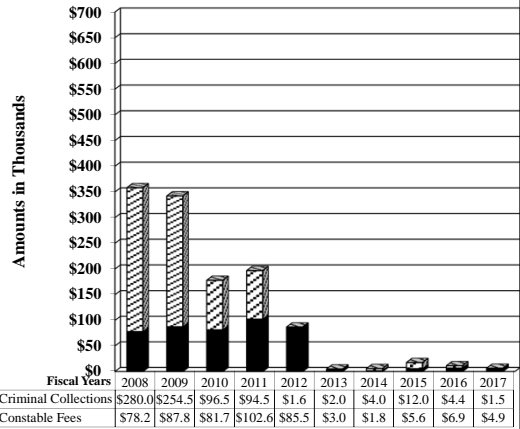
\$1,490,563

(1) Criminal fines and fees exclude warrant fees, which are reflected separately in this table and in the graphs that follow.

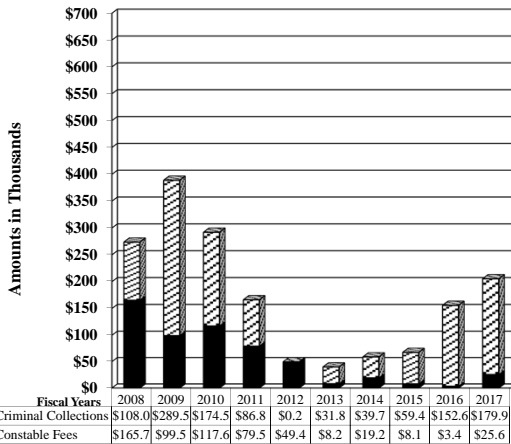
**Constable Precinct No. 1
Fines and Fees**



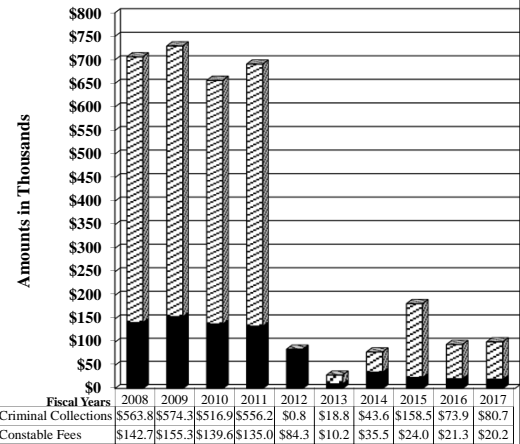
**Constable Precinct No. 2
Fines and Fees**



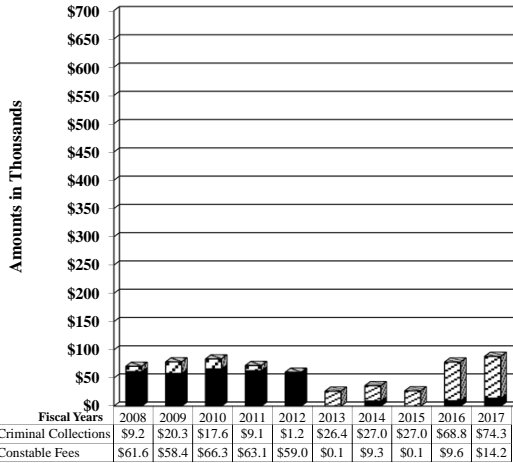
**Constable Precinct No. 3
Fines and Fees**



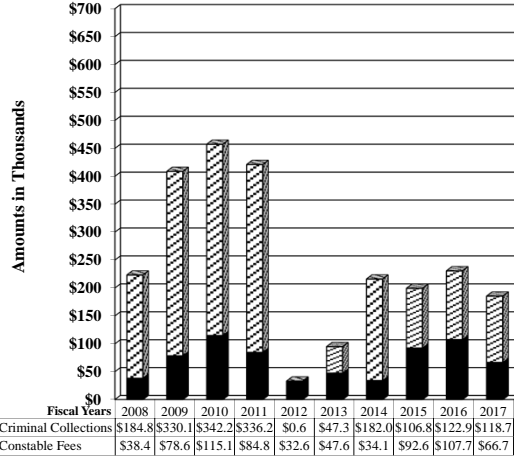
**Constable Precinct No. 4
Fines and Fees**



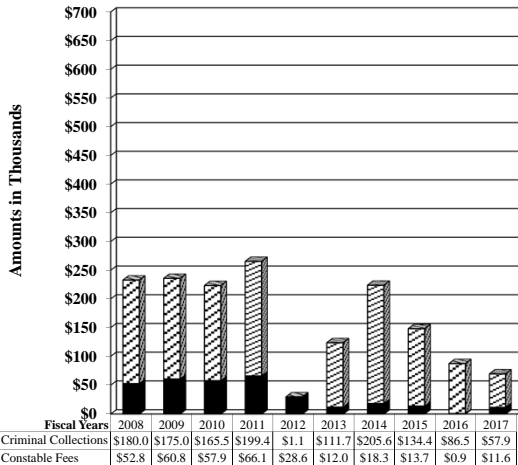
**Constable Precinct No. 5
Fines and Fees**



**Constable Precinct No. 6
Fines and Fees**



**Constable Precinct No. 7
Fines and Fees**



County of El Paso, Texas
Justice of the Peace - All Precincts
October 1, 2016 through September 30, 2017

Fines and Fees

Collections:

Misdemeanor Fees:

Canutillo Independent School District	\$690	
Child Abuse Prevention Fee	200	
Child Restraint Fee	4	
Child Safety Fund	2,392	
Clint Independent School District	703	
Collection Agency Fee	324,395	
Compensation to Victims of Crime Fund	1,365	
Consolidated Court Costs	1,033,303	
Correctional Management Institute of Texas	33	
County Traffic Fees	46,714	
Courthouse Security	78,874	
Criminal Justice Planning Fund	36	
El Paso Academy East	50	
El Paso Academy West	250	
El Paso Independent School District	2,210	
Fabens Independent School District	227	
Failure to Appear-County	77	
Failure to Appear-Omni	115	
Failure to Appear-State	384	
Fines	2,370,407	
Fugitive Apprehension Fund	389	
General Revenue Fund	11	
Indigent Defense Fee	51,224	
Jury Service Fees	102,931	
Justice and Court Personnel Training Fund	162	
Justice Court Building Security Fund	26,135	
Justice Court Technology Fund	104,922	
Justice Fees	200,834	
Juvenile Crime and Delinquency	35	
Juvenile Case Management Fund	130,608	
Law Enforcement Education Fund	19	
Operators and Chauffeurs License Fund	122	
Returned Check Fee	30	
San Elizario Independent School District	110	
Socorro Independent School District	1,415	
Seatbelt Violations Fine	22,479	
Special Expense Fee	498,202	
State Traffic Fee	463,399	
Support of the Judiciary Fund-County	15,436	
Support of the Judiciary Fund-State	138,699	
Texas Law Enforcement Officer's Fund	1,317	
Time Payment Fees	130,828	
Truancy Fines (School Districts)	3,375	
County Truancy Prevention and Diversion Fund	27,598	
State Truancy Prevention and Diversion Fund	24,003	<u>\$5,806,712</u>

(continued)

County of El Paso, Texas
Justice of the Peace - All Precincts
October 1, 2016 through September 30, 2017

Fines and Fees

Arrest Fees:

Arrest Fee Other	\$13,163	
Canutillo Independent School District	10	
Clint Independent School District	15	
Constable Pct 1	14,907	
Constable Pct 2	2,989	
Constable Pct 3	21,841	
Constable Pct 4	17,454	
Constable Pct 5	13,747	
Constable Pct 6	66,197	
Constable Pct 7	10,117	
Department of Public Safety	45,830	
El Paso Independent School District	739	
El Paso Sheriff's Office	64,179	
Fabens Independent School District	10	
Texas Parks and Wildlife	376	
San Elizario Independent School District	55	
Socorro Independent School District	120	
Texas Alcoholic Beverage Commission	15	
Texas Parks and Wildlife Fine	4,814	
University of Texas at El Paso	257	
Ysleta Independent School District	205	<u>\$277,040</u>
Total Misdemeanor and Arrest Fees		<u>6,083,752</u> (1)

Civil Cases:

Constable Fees	737,510	
Judicial and Court Personnel Training Fee	2,420	
Jury Fees	1,562	
Justice Fees	309,362	
Legal Service Fees	71,681	
State eFiling System Fund	119,453	<u>1,241,988</u>
Total Collections		<u><u>\$7,325,740</u></u>

Disbursements to:

Arrest Fee -Other	\$15,236	
Collection Agency	324,395	
County of El Paso	4,736,692	
El Paso Independent School District	739	
OMNI	115	
Socorro Independent School District	120	
State of Texas	2,240,957	
Ysleta Independent School District	205	<u>\$7,318,458</u>

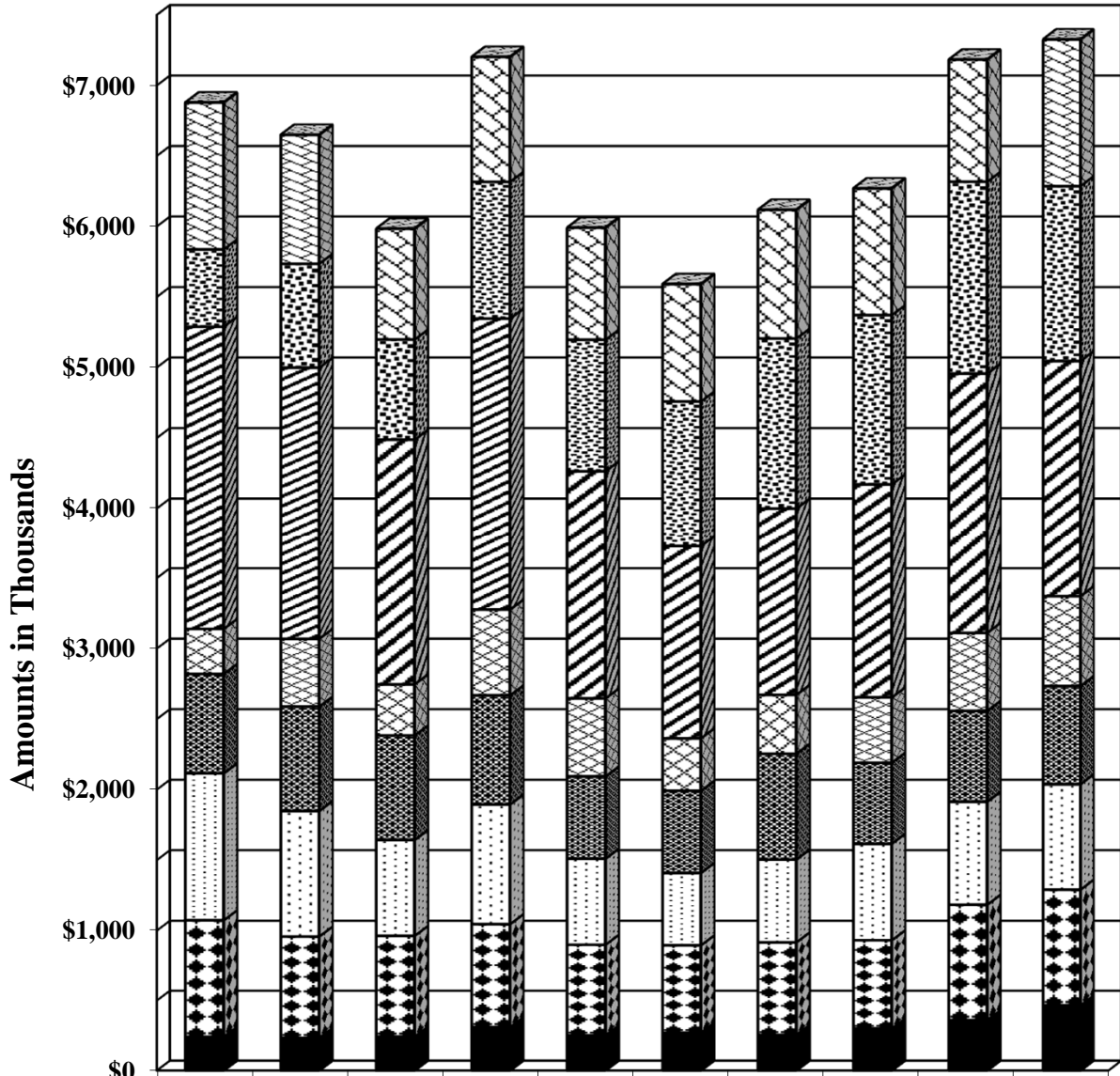
Truancy:

Canutillo Independent school District	690	
Clint Independent School District	703	
El Paso Academy East	50	
El Paso Academy West	250	
El Paso Independent school District	2,210	
Fabens Independent School District	227	
San Elizario Independent School District	110	
Socorro Independent School District	1,415	
Ysleta Independent School District	1,627	<u>7,282</u>
Total Disbursements		<u><u>\$7,325,740</u></u>

(concluded)

(1): Of the \$6,083,752 in misdemeanor and arrest fees, the Financial Recovery Division collected \$1,262,840 and Sheriff Department \$9,487.

Justice of the Peace, All Precincts Fines and Fees Collected



Fiscal Years	2008	2009	2010	2011	2012	2013	2014	2015	2016	2017
JP 7	\$1,041	\$914.2	\$785.9	\$885.6	\$794.0	\$832.0	\$913.0	\$899.0	\$866.0	\$1,040
JP 6-2	\$548.2	\$737.0	\$710.3	\$970.1	\$933.0	\$1,031	\$1,206	\$1,200	\$1,360	\$1,240
JP 6-1	\$2,149	\$1,929	\$1,741	\$2,069	\$1,617	\$1,364	\$1,327	\$1,517	\$1,845	\$1,674
JP 5	\$318.9	\$480.3	\$362.3	\$608.4	\$553.0	\$372.0	\$417.0	\$463.0	\$553.0	\$637.0
JP 4	\$705.5	\$741.2	\$742.0	\$774.4	\$584.0	\$583.0	\$751.0	\$575.0	\$645.0	\$697.0
JP 3	\$1,041	\$890.5	\$680.0	\$848.3	\$611.0	\$514.0	\$588.0	\$685.0	\$730.0	\$747.0
JP 2	\$832.6	\$725.0	\$720.0	\$736.4	\$647.0	\$624.0	\$661.0	\$630.0	\$824.0	\$826.0
JP 1	\$241.2	\$232.4	\$242.5	\$309.6	\$252.0	\$271.0	\$255.0	\$301.0	\$360.0	\$465.0

County of El Paso, Texas
Justice of the Peace - Precinct No. 1
Judge Robert Pearson
October 1, 2016 through September 30, 2017

Fines and Fees

Collections:

Misdemeanor Fees:

Child Safety Fund	\$160	
Compensation to Victims of Crime Fund	15	
Consolidated Court Costs	46,720	
County Traffic Fees	2,423	
County Truancy Prevention and Diversion Fund	1,208	
Courthouse Security	3,697	
El Paso Independent school District	300	
Fines	147,286	
Jury Service Fees	4,657	
Justice Court Building Security Fund	1,231	
Justice Court Technology Fund	4,956	
Justice Fees (Admin.)	9,906	
Juvenile Case Management Fund	6,157	
Indigent Defense Fee	2,329	
Seatbelt Violations Fine	841	
Special Expense Fee	7,178	
State Traffic Fee	24,110	
State Truancy Prevention and Diversion	1,208	
Support of the Judiciary Fund-County	699	
Support of the Judiciary Fund-State	6,287	
Texas Law Enforcement Officer Fund (TLEOF)	62	
Time Payment Fees	4,104	
Truancy Fines (School Districts)	50	\$275,584

Arrest Fees:

Arrest Fee-Other	2,031	
Constable Pct 1	14,714	
Constable Pct 4	44	
Constable Pct 6	20	
Constable Pct 7	15	
Department of Public Safety	2,071	
El Paso Independent School District	35	
El Paso Sheriff's Office	626	
Texas Parks and Wildlife	15	
Texas Parks and Wildlife Fine	425	
University of Texas at El Paso	257	20,253

Total Misdemeanor and Arrest Fees 295,837 (1)

Civil Cases:

Constable Fees	102,495	
Judicial and Court Personnel Training Fee	440	
Jury Fees	286	
Justice Fees	40,578	
Legal Service Fees	9,414	
State eFiling System Fund	15,690	168,903

Total Collections \$464,740

Disbursements to:

Arrest Fee-Other	\$2,031	
County of El Paso	341,702	
El Paso Independent School District	35	
State of Texas	120,623	\$464,390

Truancy:

El Paso Independent school District	300	
-------------------------------------	-----	--

Total Disbursements \$464,740

(1) Of the \$295,837 in misdemeanor and arrest fees, the Financial Recovery Division collected \$40,759 and the Sheriff's Department collected \$740.

County of El Paso, Texas
Justice of the Peace - Precinct No. 2
Judge Brian J. Haggerty
October 1, 2016 through September 30, 2017

Fines and Fees

Collections:

Misdemeanor Fees:

Child Abuse Prevention Fee	\$112	
Child Safety Fund	342	
Collection Agency Fee	26,990	
Compensation to Victims of Crime Fund	46	
Truancy Prevention and Diversion Fund-State	2,495	
Consolidated Court Costs	103,963	
Correctional Management Institute of Texas	2	
County Traffic Fees	5,910	
Courthouse Security	7,923	
Truancy Prevention and Diversion Fund-County	2,495	
El Paso Independent School District (Truancy)	1,234	
Failure to Appear-County	39	
Failure to Appear-OMNI	58	
Failure to Appear-State	194	
Fines	270,240	
Fugitive Apprehension Fund	15	
Indigent Defense Fee	5,175	
Jury Service Fee	10,391	
Justice and Court Personnel Training Fund	6	
Justice Court Building Security Fund	2,638	
Justice Court Technology Fund	10,552	
Justice Fees (Admin.)	18,706	
Juvenile Crime and Delinquency	2	
Juvenile Case Management Fund	13,187	
Seatbelt Violation Fine	3,463	
State Traffic Fee	59,063	
Support of the Judiciary Fund-County	1,559	
Support of the Judiciary Fund-State	14,008	
Texas Law Enforcement Officer Fund (TLEOF)	167	
Ysleta Independent School District (Truancy)	256	
Time Payment Fees	2,813	
	<hr/>	\$564,044

Arrest Fees:

Arrest Fee-Other	1,823	
Constable Pct 1	10	
Constable Pct 2	2,989	
Constable Pct 4	39	
Constable Pct 7	32	
Department of Public Safety	6,904	
El Paso Independent School District	71	
El Paso Sheriff's Office	4,147	
Parks and Wildlife	15	
Ysleta Independent School District	10	
	<hr/>	16,040

Total Misdemeanor and Arrest Fees 580,084 (1)

Civil Cases:

Constable Fees	165,548	
Judicial and Court Personnel Training Fee	340	
Jury Fees	264	
Justice Fees	50,126	
Legal Service Fees	11,235	
State eFiling System Fund	18,741	
	<hr/>	246,254

Total Collections

\$826,338

Disbursements to:

Arrest Fee-Other	\$1,823	
Collection Agency	26,990	
County of El Paso	548,667	
El Paso Independent School District	71	
OMNI	58	
State of Texas	247,229	
Ysleta Independent School District	10	
	<hr/>	\$824,848

Truancy:

Ysleta Independent School District	256	
El Paso Independent school District	1,234	
	<hr/>	1,490

Total Disbursements

\$826,338

(1) Of the \$580,084 in misdemeanor and arrest fees, the Financial Recovery Division collected \$12,483 and the Sheriff's Department collected \$0.

County of El Paso, Texas
Justice of the Peace - Precinct No. 3
Judge Guadalupe Aponte
October 1, 2016 through September 30, 2017

Fines and Fees

Collections:

Misdemeanor Fees:

Child Abuse Prevention Fee	\$4	
Child Safety Fund	311	
Collection Agency Fee	30,292	
Compensation to Victims of Crime Fund	388	
Consolidated Court Costs	76,859	
Correctional Management Institute of Texas	9	
County Traffic Fees	4,586	
County Truancy Prevention and Diversion Fund	1,814	
Courthouse Security	6,074	
Criminal Justice Planning Fund	11	
El Paso Independent school District	676	
Fines	292,838	
Fugitive Apprehension Fund	111	
General Revenue Fund	4	
Jury Service Fees	7,623	
Justice and Court Personnel Training Fund	46	
Justice Court Building Security Fund	1,989	
Justice Court Technology Fund	8,007	
Justice Fees (Admin.)	11,529	
Juvenile Crime and Delinquency	10	
Juvenile Case Management Fund	9,962	
Indigent Defense Fee	3,789	
Law Enforcement Education Fund	2	
Operators and Chauffeurs License Fund	53	
Seatbelt Violations Fine	1,335	
Special Expense Fee	1,860	
State Traffic Fee	44,195	
State Truancy Prevention and Diversion	1,814	
Support of the Judiciary Fund-County	1,144	
Support of the Judiciary Fund-State	10,261	
Ysleta Independent School District (Truancy)	1,648	
Texas Law Enforcement Officer Fund (TLEOF)	107	
Time Payment Fees	<u>11,207</u>	\$530,558

Arrest Fees:

Arrest Fee-Other	5,141	
Constable Pct 1	55	
Constable Pct 3	21,836	
Constable Pct 4	43	
Constable Pct 6	40	
Constable Pct 7	10	
Department of Public Safety	1,983	
El Paso Independent School District	593	
El Paso Sheriff's Office	437	
Texas Parks and Wildlife	64	
Texas Alcoholic Beverage Commission	10	
Texas Parks and Wildlife Fine	<u>2,073</u>	<u>32,285</u>

Total Misdemeanor and Arrest Fees 562,843 (1)

Civil Cases:

Constable Fees	76,419	
Judicial and Court Personnel Training Fee	315	
Jury Fees	396	
Justice Fees	66,072	
Legal Service Fees	15,530	
State eFiling System Fund	<u>25,923</u>	<u>184,655</u>

Total Collections \$747,498

Disbursements to:

Arrest Fee-Other	\$7,214	
Collection Agency	30,292	
County of El Paso	505,078	
El Paso Independent School District	593	
State of Texas	<u>203,645</u>	<u>\$746,822</u>

Truancy:

El Paso Independent school District	<u>676</u>	<u>676</u>
-------------------------------------	------------	------------

Total Disbursements \$747,498

(1) Of the \$562,843 in misdemeanor and arrest fees, the Financial Recovery Division collected \$123,066 and the Sheriff's Department collected \$278.

County of El Paso, Texas
Justice of the Peace - Precinct No. 4
Judge Jesus Urenda
October 1, 2016 through September 30, 2017

Fines and Fees

Collections:

Misdemeanor Fees:

Child Abuse Prevention Fee	\$84	
Child Restraint Fee	1	
Child Safety Fund	982	
Collection Agency Fee	7,636	
Compensation to Victims of Crime Fund	419	
Consolidated Court Costs	90,364	
Correctional Management Institute of Texas	13	
County Traffic Fees	4,909	
Courthouse Security	6,893	
Criminal Justice Planning Fund	5	
El Paso Academy East	50	
Fines	222,350	
Fugitive Apprehension Fund	137	
Jury Service Fees	8,950	
Justice and Court Personnel Training Fund	56	
Justice Court Building Security Fund	2,257	
Justice Court Technology Fund	9,110	
Justice Fees (Admin.)	16,223	
Juvenile Crime and Delinquency	13	
Juvenile Case Management Fund	11,257	
Indigent Defense Fee	4,426	
Socorro Independent School District	750	
Seatbelt Violations Fine	2,809	
Special Expense Fee	1,245	
State Traffic Fee	48,544	
Support of the Judiciary Fund-County	1,341	
Support of the Judiciary Fund-State	12,031	
Texas Law Enforcement Officer Fund (TLEOF)	124	
Time Payment Fees	9,246	
Truancy Prevention and Diversion Fund-County	2,079	
Truancy Prevention and Diversion Fund-State	2,079	
Ysleta Independent School District (Truancy)	400	
	<u>400</u>	\$466,783

Arrest Fees:

Arrest Fee-Other	1,245	
Constable Pct 1	96	
Constable Pct 3	5	
Constable Pct 4	17,178	
Constable Pct 5	2	
Constable Pct 6	105	
Department of Public Safety	3,519	
El Paso Independent School District	30	
El Paso Sheriff's Office	5,504	
Texas Parks and Wildlife	10	
Socorro Independent School District	53	
Texas Alcoholic Beverage Commission	5	
Texas Parks and Wildlife Fine	425	
Ysleta Independent School District	155	
	<u>155</u>	<u>28,332</u>
Total Misdemeanor and Arrest Fees		495,115 (1)

Civil Cases:

Constable Fees	124,107	
Judicial and Court Personnel Training Fee	410	
Jury Fees	352	
Justice Fees	47,421	
Legal Service Fees	10,932	
State eFiling System Fund	18,180	
	<u>18,180</u>	<u>201,402</u>
Total Collections		<u>\$696,517</u>

Disbursements to:

Arrest Fee-Other	\$1,245	
Collection Agency	7,636	
County of El Paso	470,228	
El Paso Independent School District	30	
Socorro Independent School District	53	
State of Texas	215,970	
Ysleta Independent School District	155	
	<u>155</u>	\$695,317

Truancy:

El Paso Academy East	50	
Socorro Independent School District	750	
Ysleta Independent School District	400	
	<u>400</u>	<u>1,200</u>

Total Disbursements \$696,517

(1) Of the \$495,115 in misdemeanor and arrest fees, the Financial Recovery Division collected \$102,757 and the Sheriff's Department collected \$456.00

County of El Paso, Texas
Justice of the Peace - Precinct No. 5
Judge John Chatman
October 1, 2016 through September 30, 2017

Fines and Fees

Collections:

Misdemeanor Fees:

Child Safety Fund	\$181	
Collection Agency Fee	26,671	
Consolidated Court Costs	70,800	
County Traffic Fees	3,065	
County Truancy Prevention and Diversion Fund	5,252	
Courthouse Security	5,400	
Fines	221,619	
Jury Service Fees	7,076	
Justice Court Building Security Fund	1,800	
Justice Court Technology Fund	7,200	
Justice Fees (Admin.)	11,802	
Juvenile Case Management Fund	9,015	
Indigent Defense Fee	3,538	
Socorro Independent School District	86	
Seatbelt Violations Fine	1,892	
Special Expense Fee	931	
State Traffic Fee	30,645	
State Truancy Prevention and Diversion	1,711	
Support of the Judiciary Fund-County	1,061	
Support of the Judiciary Fund-State	9,553	
Texas Law Enforcement Officer Fund (TLEOF)	90	
Time Payment Fees	6,198	
Ysleta Independent School District (Truancy)	921	\$426,507

Arrest Fees:

Arrest Fee-Other	823	
Constable Pct 1	12	
Constable Pct 5	13,745	
Constable Pct 6	10	
Constable Pct 7	5	
Department of Public Safety	4,250	
El Paso Sheriff's Office	3,610	
Texas Parks and Wildlife	25	
San Elizario ISD	10	
Socorro Independent School District	10	
Texas Parks and Wildlife Fine	213	
Ysleta Independent School District	40	22,753

Total Misdemeanor and Arrest Fees 449,260 (1)

Civil Cases:

Constable Fees	117,446	
Judicial and Court Personnel Training Fee	260	
Jury Fees	44	
Justice Fees	42,925	
Legal Service Fees	10,027	
State eFiling System Fund	16,712	187,414

Total Collections \$636,674

Disbursements to:

Arrest Fee-Other	\$823	
Collection Agency	26,671	
County of El Paso	443,118	
Socorro Independent School District	10	
State of Texas	165,005	
Ysleta Independent School District	40	\$635,667

Truancy:

Socorro Independent School District	86	
Ysleta Independent School District	921	1,007

Total Disbursements \$636,674

(1) Of the \$449,260 in misdemeanor and arrest fees, the Financial Recovery Division collected \$87,996 and the Sheriff's Department collected \$514.

County of El Paso, Texas
Justice of the Peace - Precinct No. 6 Place 1
Judge Ruben Lujan
October 1, 2016 through September 30, 2017

Fines and Fees

Collections:

Misdemeanor Fees:

Child Restraint Fee	\$1	
Child Safety Fund	262	
Clint Independent School District	5	
Collection Agency Fee	99,360	
Compensation to Victims of Crime Fund	72	
Consolidated Court Costs	289,750	
Correctional Management Institute of Texas	1	
County Traffic Fees	10,381	
Courthouse Security	22,101	
Fabens Independent School District	227	
Fines	500,713	
Fugitive Apprehension Fund	15	
Jury Service Fees	28,909	
Justice and Court Personnel Training Fund	6	
Justice Court Building Security Fund	7,343	
Justice Court Technology Fund	29,453	
Justice Fees (Admin.)	62,021	
Juvenile Crime and Delinquency	1	
Juvenile Case Management Fund	36,669	
Indigent Defense Fee	14,361	
Law Enforcement Education Fund	5	
San Elizario Independent School District	110	
Socorro Independent School District	579	
Seatbelt Violations Fine	5,833	
Special Expense Fee	187,570	
State Traffic Fee	102,837	
Support of the Judiciary Fund-County	4,333	
Support of the Judiciary Fund-State	38,924	
Texas Law Enforcement Officer Fund (TLEOF)	295	
Time Payment Fees	61,239	
Truancy Prevention and Diversion Fund-County	6,835	
Truancy Prevention and Diversion Fund-State	6,835	\$1,517,046

Arrest Fees:

Arrest Fee-Other	1,172	
Clint ISD	2	
Constable Pct 1	10	
Constable Pct 4	25	
Constable Pct 6	24,348	
Department of Public Safety	14,818	
El Paso Sheriff's Office	19,890	
Fabens ISD	10	
Texas Parks and Wildlife	126	
San Elizario ISD	45	
Socorro Independent School District	57	
Texas Parks and Wildlife Fine	1,678	62,181

Total Misdemeanor and Arrest Fees 1,579,227 (1)

Civil Cases:

Constable Fees	51,874	
Judicial and Court Personnel Training Fee	230	
Jury Fees	88	
Justice Fees	25,932	
Legal Service Fees	6,072	
State eFiling System Fund	10,120	94,316

Total Collections \$1,673,543

Disbursements to:

Arrest Fee-Other	\$1,172	
Collection Agency	99,360	
County of El Paso	996,014	
Socorro Independent School District	57	
State of Texas	576,020	\$1,672,622

Truancy:

Clint Independent School District	5	
Fabens Independent School District	227	
San Elizario Independent School District	110	
Socorro Independent School District	579	921

Total Disbursements \$1,673,543

(1) Of the \$1,579,227 in misdemeanor and arrest fees, Financial Recovery Division collected \$495,844 and the Sheriff's Department collected \$958.

County of El Paso, Texas
Justice of the Peace - Precinct No. 6 Place 2
Judge Enedina Nina Serna
October 1, 2016 through September 30, 2017

Fines and Fees

Collections:

Misdemeanor Fees:

Canutillo Independent school District	\$205	
Child Restraint Fee	1	
Child Safety Fund	71	
Clint Independent School District	698	
Collection Agency Fee	85,857	
Consolidated Court Costs	205,050	
County Traffic Fees	8,232	
Courthouse Security	15,490	
Fines	228,705	
Jury Service Fees	20,507	
Justice Court Building Security Fund	5,164	
Justice Court Technology Fund	20,650	
Justice Fees (Admin.)	35,613	
Juvenile Case Management Fund	25,815	
Indigent Defense Fee	10,250	
Returned Check Fee	30	
Seatbelt Violations Fine	1,716	
Special Expense Fee	298,938	
State Traffic Fee	82,316	
Support of the Judiciary Fund-County	3,076	
Support of the Judiciary Fund-State	27,681	
Texas Law Enforcement Officer Fund (TLEOF)	253	
Time Payment Fees	13,009	
County Truancy Prevention and Diversion Fund	4,639	
State Truancy Prevention and Diversion Fund	4,585	\$1,098,551

Arrest Fees:

Arrest Fee-Other	458	
Canutillo Independent School District	5	
Clint ISD	13	
Constable Pct 1	5	
Constable Pct 6	41,674	
Department of Public Safety	8,930	
El Paso Sheriff's Office	16,083	67,168

Total Misdemeanor and Arrest Fees 1,165,719 (1)

Civil Cases:

Constable Fees	48,786	
Judicial and Court Personnel Training Fee	280	
Jury Fees	66	
Justice Fees	15,601	
Legal Service Fees	3,659	
State eFiling System Fund	6,067	74,459

Total Collections \$1,240,178

Disbursements to:

Arrest Fee-Other	\$458	
Collection Agency	85,857	
County of El Paso	756,672	
State of Texas	396,288	\$1,239,275

Truancy:

Canutillo Independent school District	205	
Clint Independent School District	698	903

Total Disbursements \$1,240,178

(1) Of the \$1,165,719 in misdemeanor and arrest fees, the Financial Recovery Division collected \$79,552 and the Sheriff's Department collected \$5,541.

County of El Paso, Texas
Justice of the Peace - Precinct No. 7
Judge Kelly Dickson
October 1, 2016 to September 30, 2017

Fines and Fees

Collections:

Misdemeanor Fees:

Canutillo Independent school District	\$485	
Child Restraint Fee	1	
Child Safety Fund	83	
Collection Agency Fee	47,589	
Compensation to Victims of Crime Fund	425	
Consolidated Court Costs	149,797	
Correctional Management Institute of Texas	8	
County Traffic Fees	7,208	
County Truancy Prevention and Diversion Fund	3,276	
Courthouse Security	11,296	
Criminal Justice Planning Fund	20	
El Paso Academy West	250	
Failure to Appear-County	38	
Failure to Appear-OMNI	57	
Failure to Appear-State	190	
Fines	486,656	
Fugitive Apprehension Fund	111	
General Revenue Fund	7	
Jury Service Fees	14,818	
Justice and Court Personnel Training Fund	48	
Justice Court Building Security Fund	3,713	
Justice Court Technology Fund	14,994	
Justice Fees (Admin.)	35,034	
Juvenile Crime and Delinquency	9	
Juvenile Case Management Fund	18,546	
Indigent Defense Fee	7,356	
Law Enforcement Education Fund	12	
Operators and Chauffeurs License Fund	69	
Seatbelt Violations Fine	4,590	
Special Expense Fee	480	
State Traffic Fee	71,689	
State Truancy Prevention and Diversion Fund	3,276	
Support of the Judiciary Fund-County	2,223	
Support of the Judiciary Fund-State	19,954	
Texas Law Enforcement Officer Fund (TLEOF)	219	
Time Payment Fees	23,012	
Truancy fines	100	\$927,639

Arrest Fees:

Arrest Fee-Other	470	
Canutillo Independent School District	5	
Constable Pct 1	5	
Constable Pct 4	125	
Constable Pct 7	10,055	
Department of Public Safety	3,355	
El Paso Independent School District	10	
El Paso Sheriff's Office	13,882	
Texas Parks and Wildlife	121	28,028

Total Misdemeanor and Arrest Fees 955,667 (1)

Civil Cases:

Constable Fees	50,835	
Judicial and Court Personnel Training Fee	145	
Jury Fees	66	
Justice Fees	20,707	
Legal Service Fees	4,812	
State eFiling System Fund	8,020	84,585

Total Collections \$1,040,252

Disbursements to:

Arrest Fee-Other	\$470	
Collection Agency	47,589	
County of El Paso	675,212	
El Paso Independent School District	10	
OMNI	57	
Socorro Independent School District	0	
State of Texas	316,179	\$1,039,517

Truancy:

Canutillo Independent school District	485	
El Paso Academy West	250	485

Total Disbursements \$1,040,252

(1) Of the \$955,667 in misdemeanor and arrest fees, the Financial Recovery Division collected \$320,382 and the Sheriff's Department collected \$1000.

